

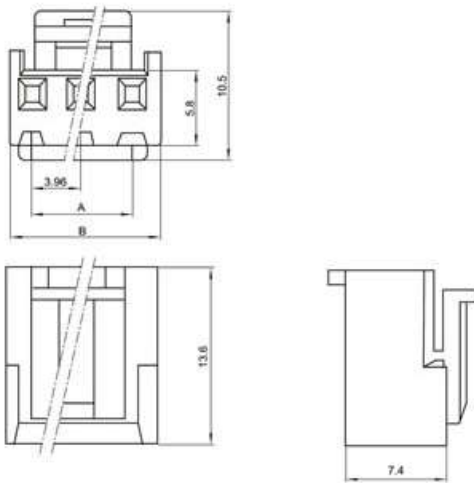
◆ SPECIFICATIONS

Unit:mm

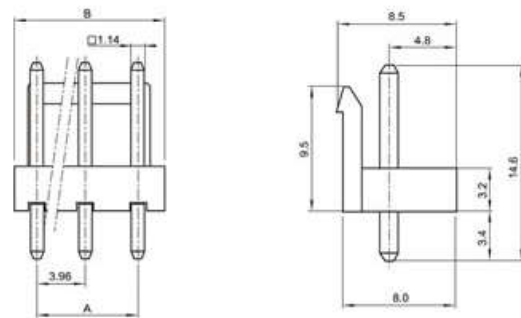
- ◇ Poles: 2~16
- ◇ Applicable wire: AWG#22-#18
- ◇ Voltage rating: 250V DC/AC
- ◇ Current rating: 7A
- ◇ Withstand voltage: 1500V AC
- ◇ Working Temperature: -25°C~+85°C
- ◇ Insulation resistance: $\geq 1000M\Omega$
- ◇ Contact resistance: $\leq 0.02\Omega$
- ◇ Applicable PC board thickness: 1.6mm

UL:Recognized No.E309635
 RoHS-specification and
 Halogen-free products

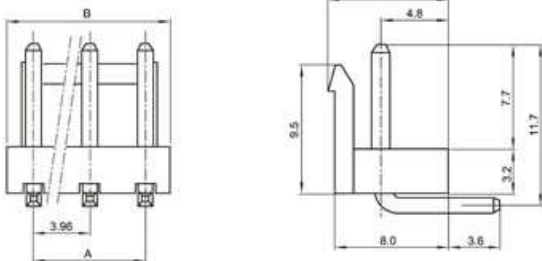
VH3.96-nY



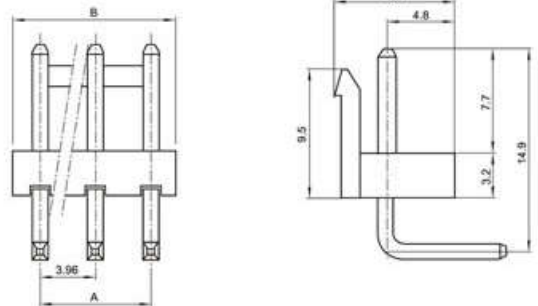
VH3.96-nA



VH3.96-nAW

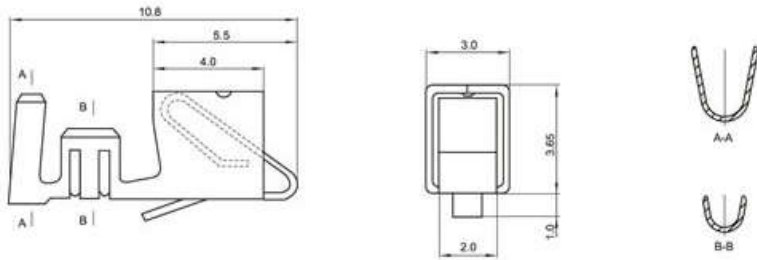


VH3.96-nAWD

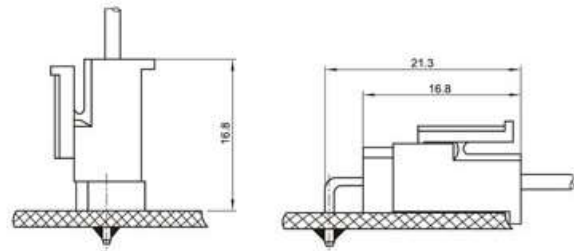


Unit:mm

VH3.96-PT

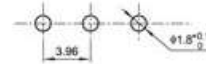


Mounting Measurement



Terminal(VH3.96)

Type	Applicable wires		O.D of wire ins	Material	Finish
	mm ²	AWG#	mm		
BM-VH3.96	0.33-0.83	22-18	1.7-3.0	Phos.bronze	Tin-plated



P.C.B. LAYOUT

Poles	Type	Size(mm)		Poles	Type	Size(mm)	
		A	B			A	B
2	VH3.96-2Y	3.96	8.06	2	VH3.96-2A	3.96	8.06
3	VH3.96-3Y	7.92	11.92	3	VH3.96-3A	7.92	11.92
4	VH3.96-4Y	11.88	15.88	4	VH3.96-4A	11.88	15.88
5	VH3.96-5Y	15.84	19.84	5	VH3.96-5A	15.84	19.84
6	VH3.96-6Y	19.80	23.80	6	VH3.96-6A	19.80	23.80
7	VH3.96-7Y	23.76	27.76	7	VH3.96-7A	23.76	27.76
8	VH3.96-8Y	27.72	31.72	8	VH3.96-8A	27.72	31.72
9	VH3.96-9Y	31.68	35.68	9	VH3.96-9A	31.68	35.68
10	VH3.96-10Y	35.64	39.64	10	VH3.96-10A	35.64	39.64
11	VH3.96-11Y	39.60	43.60	11	VH3.96-11A	39.60	43.60
12	VH3.96-12Y	43.56	47.56	12	VH3.96-12A	43.56	47.56
13	VH3.96-13Y	47.52	51.52	13	VH3.96-13A	47.52	51.52
14	VH3.96-14Y	51.48	55.48	14	VH3.96-14A	51.48	55.48
15	VH3.96-15Y	55.44	59.44	15	VH3.96-15A	55.44	59.44
16	VH3.96-16Y	59.4	63.4	16	VH3.96-16A	59.4	63.4