


Multilayer Chip Power Inductor – MPH Series

Operating Temp. : -40°C~+85°C



FEATURES

- Higher DC bias current and lower DC resistance due to Trench Technology
- Low profile and thin thickness
- Monolithic structure for high reliability
- Excellent solderability and high heat resistance
- No cross coupling due to magnetic shield

APPLICATIONS

- DC-DC converter circuits for mobile phones, wearbale devices, DVCs, HDDs, etc.

PRODUCT IDENTIFICATION

MPH

201210

S

R47

M

T

①

②

③

④

⑤

⑥

①

Type	
MPH	Chip Power Inductor

②

External Dimensions (L×W×H) (mm)	
160805	1.6×0.8×0.55
160809	1.6×0.8×0.95
201205	2.0×1.25×0.55
201206	2.0×1.25×0.6
201210	2.0×1.25×1.0
201214	2.0×1.25×1.45
201610	2.0×1.6×1.0
201612	2.0×1.6×1.2
252010	2.5×2.0×1.0
252012	2.5×2.0×1.2

③

Feature Type	
S	Standard
U	Ultra Low Rdc
H	High Saturation Current
C	Inner Core

④

Nominal Inductance	
Example	Nominal Value
R47	0.47μH
4R7	4.7μH

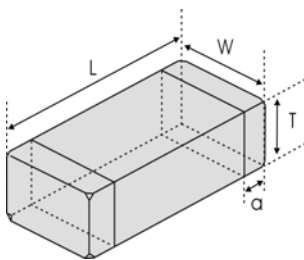
⑤

Inductance Tolerance	
M	±20%
N	±30%

⑥

Packing	
T	Tape & Reel

SHAPE AND DIMENSIONS

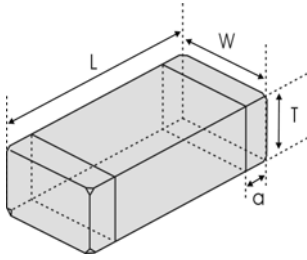


Unit: mm [inch]

Type	L	W	T	a
160805	1.60±0.15 [.063±.006]	0.8±0.15 [.031±.006]	0.5±0.05 [.020±.002]	0.3±0.2 [.012±.008]
160809	1.60±0.15 [.063±.006]	0.8±0.15 [.031±.006]	0.8±0.15 [.031±.006]	0.3±0.2 [.012±.008]
201205	2.0(+0.3, -0.1) [.079(+.012, -.004)]	1.25±0.2 [.049±.008]	0.5±0.05 [.020±.004]	0.5±0.3 [.020±.012]

SHAPE AND DIMENSIONS

Unit: mm [inch]



Type	L	W	T	a
201206	2.0(+0.3,-0.1) [.079(+.012, -.004)]	1.25±0.2 [.049±.008]	0.5±0.1 [.020±.004]	0.5±0.3 [.020±.012]
201210	2.0 (+0.3,-0.1) [.079(+.012, -.004)]	1.25±0.2 [.049±.008]	0.9±0.1 [.035±.004]	0.5±0.3 [.020±.012]
201214	2.0(+0.3,-0.1) [.079(+.012, -.004)]	1.25±0.2 [.049±.008]	1.25±0.2 [.049±.008]	0.5±0.3 [.020±.012]
201610	2.0(+0.3,-0.1) [.079(+.012, -.004)]	1.6±0.2 [.063±.008]	0.9±0.1 [.035±.004]	0.5±0.3 [.020±.012]
201612	2.0(+0.3,-0.1) [.079(+.012, -.004)]	1.6±0.2 [.063±.008]	1.1±0.1 [.043±.004]	0.5±0.3 [.020±.012]
252010	2.5±0.2 [.098±.008]	2.0(+0.3,-0.1) [.079(+.012, -.004)]	0.9±0.1 [.035±.004]	0.5±0.3 [.020±.012]
252012	2.5±0.2 [.098±.008]	2.0(+0.3,-0.1) [.079(+.012, -.004)]	1.1±0.1 [0.43±.004]	0.5±0.3 [.020±.012]

SPECIFICATION

MPH1608 TYPE

Part Number	Inductance	L Test Freq.	DC Resistance		Min. Self-resonant Frequency	Saturation Current Typ.	Heat Rating Current Max.	Thickness
Units	μH	MHz	mΩ		MHz	mA	mA	mm [inch]
Symbol	L	Freq.	DCR		S.R.F	Isat	Irms	T
			Max.	Typ.				
MPH160805SR22□T	0.22	1	150	120	180	1450	1200	0.5±0.05 [.020±.002]
MPH160805SR33□T	0.33	1	200	160	140	1350	1100	
MPH160805SR47□T	0.47	1	225	180	120	1050	1150	
MPH160805SR68□T	0.68	1	275	220	100	800	900	
MPH160805S1R0□T	1.0	1	400	320	90	700	800	
MPH160809SR22□T	0.22	1	125	100	200	1600	1250	0.8±0.15 [.031±.006]
MPH160809SR33□T	0.33	1	162	130	190	1500	1200	
MPH160809SR47□T	0.47	1	187	150	180	1200	1100	
MPH160809SR68□T	0.68	1	225	180	160	1100	1150	
MPH160809S1R0□T	1.0	1	250	200	125	800	1000	
MPH160809S1R5□T	1.5	1	285	230	100	500	900	
MPH160809S2R2□T	2.2	1	375	300	80	300	850	

MPH2012 TYPE

Part Number	Inductance	L Test Freq.	DC Resistance		Min. Self-resonant Frequency	Saturation Current Typ.	Heat Rating Current Max.	Thickness
Units	μH	MHz	mΩ		MHz	mA	mA	mm [inch]
Symbol	L	Freq.	DCR		S.R.F	Isat	Irms	T
			Max.	Typ.				
MPH201205SR54□T	0.54	1	150	120	120	1100	1200	0.5±0.05 [.020±.002]
MPH201205S1R0□T	1.0	1	225	180	40	900	900	
MPH201206SR47□T	0.47	1	150	120	80	1300	1100	0.5±0.1 [.020±.004]
MPH201206S1R0□T	1.0	1	237.5	190	40	700	800	

SPECIFICATIONS

MPH2012 TYPE

Part Number	Inductance	L Test Freq.	DC Resistance		Min. Self-resonant Frequency	Saturation Current Typ.	Heat Rating Current Max.	Thickness
Units	μH	MHz	mΩ		MHz	mA	mA	mm [inch]
Symbol	L	Freq.	DCR		S.R.F	Isat	Irms	T
			Max.	Typ.				
MPH201206S1R5□T	1.5	1	325	260	35	500	700	0.5±0.1
MPH201206S2R2□T	2.2	1	400	320	30	350	600	[.020±.004]
MPH201210SR47□T	0.47	1	100	80	100	1200	1500	0.9±0.1 [.035±.004]
MPH201210S1R0□T	1.0	1	137	110	60	1150	1300	
MPH201210S1R5□T	1.5	1	200	160	50	800	1100	
MPH201210S2R2□T	2.2	1	250	200	40	500	900	
MPH201210H2R2□T	2.2	1	250	200	40	600	900	
MPH201210S3R3□T	3.3	1	250	200	30	350	900	
MPH201210S4R7□T	4.7	1	312	250	30	280	800	
MPH201214S4R7□T	4.7	1	500	400	20	630	750	
MPH201214S6R8□T	6.8	1	375	300	45	250	1000	1.25±0.2 [.049±.008]
MPH201214S100□T	10.0	1	375	300	35	130	1000	

MPH2016 TYPE

Part Number	Inductance	L Test Freq.	DC Resistance		Min. Self-resonant Frequency	Saturation Current Typ.	Heat Rating Current Max.	Thickness
Units	μH	MHz	mΩ		MHz	mA	mA	mm [inch]
Symbol	L	Freq.	DCR		S.R.F	Isat	Irms	T
			Max.	Typ.				
MPH201610SR47□T	0.47	1	100	80	100	1600	1500	0.9±0.1 [.035±.004]
MPH201610S1R0□T	1.0	1	112	90	70	1200	1400	
MPH201610S1R5□T	1.5	1	137	110	60	700	1200	
MPH201610S2R2□T	2.2	1	137	110	50	500	1200	
MPH201610S3R3□T	3.3	1	150	120	40	330	1200	
MPH201610S4R7□T	4.7	1	175	140	30	220	1100	
MPH201612S6R8□T	6.8	1	212	170	40	220	1200	1.1±0.1 [0.43±.004]
MPH201612S100□T	10.0	1	312	250	35	200	1100	

MPH2520 TYPE

Part Number	Inductance	L Test Freq.	DC Resistance		Min. Self-resonant Frequency	Saturation Current Typ.	Heat Rating Current Max.	Thickness
Units	μH	MHz	mΩ		MHz	mA	mA	mm [inch]
Symbol	L	Freq.	DCR		S.R.F	Isat	Irms	T
			Max.	Typ.				
MPH252010SR47□T	0.47	1	50	40	105	1500	1800	0.9±0.1 [.035±.004]
MPH252010S1R0□T	1.0	1	75	60	70	1400	1600	
MPH252010S1R5□T	1.5	1	87	70	65	1200	1500	
MPH252010S2R2□T	2.2	1	100	80	55	850	1300	
MPH252010S3R3□T	3.3	1	125	100	30	450	1200	
MPH252010S4R7□T	4.7	1	137	110	25	320	1100	
MPH252010C2R2□T	2.2	1	250	200	60	1500	1200	
MPH252010C3R3□T	3.3	1	312	250	55	1200	1100	
MPH252010C4R7□T	4.7	1	475	380	35	750	900	
MPH252010C6R8□T	6.8	1	562	450	30	350	750	
MPH252010C100□T	10.0	1	625	500	25	250	700	

SPECIFICATIONS

MPH2520 TYPE

Part Number	Inductance	L Test Freq.	DC Resistance		Min. Self-resonant Frequency	Saturation Current Typ.	Heat Rating Current Max.	Thickness
Units	μH	MHz	mΩ		MHz	mA	mA	mm [inch]
Symbol	L	Freq.	DCR		S.R.F	Isat	Irms	T
			Max.	Typ.				
MPH252012S4R7□T	4.7	1	225	180	30	750	1000	1.1±0.1 [0.43±.004]
MPH252012C1R0□T	1.0	1	106	85	85	2100	2100	
MPH252012C2R2□T	2.2	1	312	250	50	1600	1100	
MPH252012C3R3□T	3.3	1	312	250	50	1250	1100	
MPH252012C4R7□T	4.7	1	500	400	35	800	900	
MPH252012C6R8□T	6.8	1	625	500	30	750	800	
MPH252012C100□T	10.0	1	625	500	25	500	800	

※□: Please specify the inductance tolerance code (M=±20%, N=±30%);

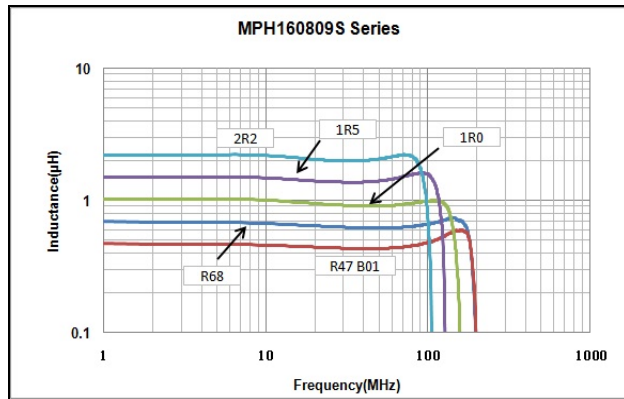
※Rated current: Isat or Irms, whichever is smaller;

※Isat: DC current at which the inductance drops approximate 30% from its value without current;

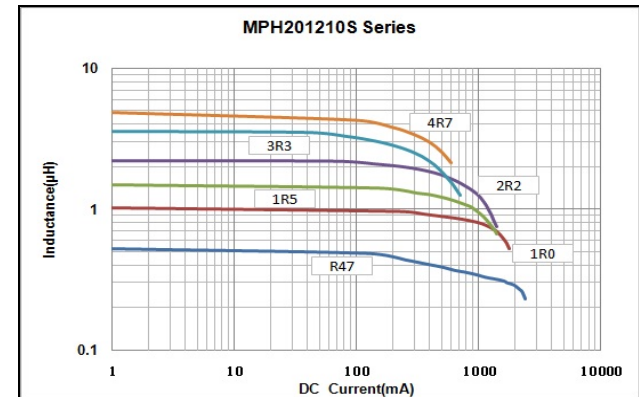
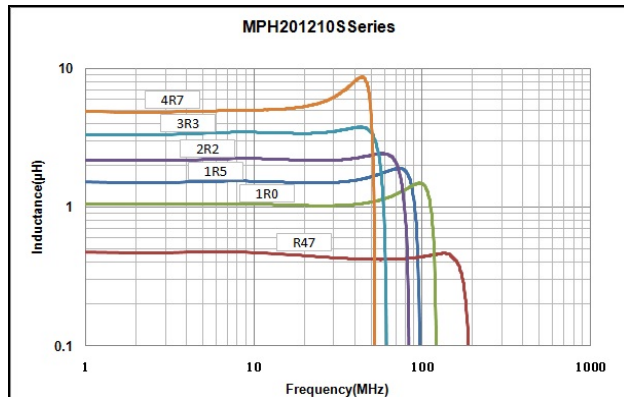
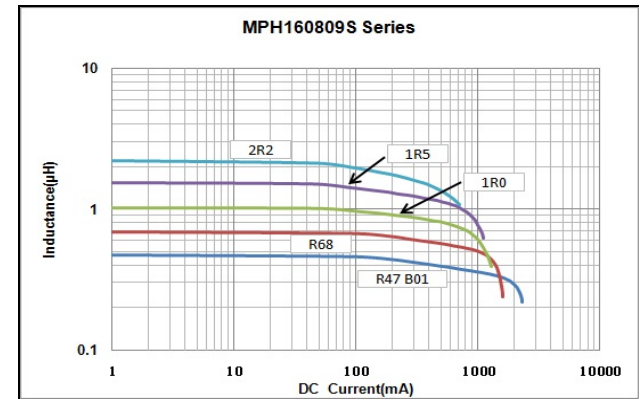
※Irms : DC current that causes the temperature rise ($\Delta T = 40^{\circ}C$) from $20^{\circ}C$ ambient.

TYPICAL ELECTRICAL CHARACTERISTICS

Inductance vs. Frequency Characteristics



Inductance vs. DC Current Characteristics



TYPICAL ELECTRICAL CHARACTERISTICS

Inductance vs. Frequency Characteristics

Inductance vs. DC Current Characteristics

