

MEL71XX Series Current Regulators

MEL71XX series

is a low dropout current regulator rated for 260~350mA constant sink current.

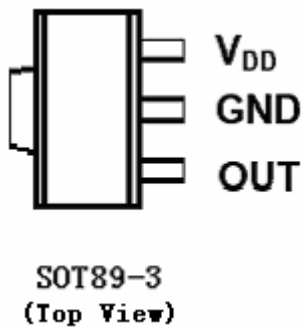
FEATURES

- Supply voltage range: 2.7V~6.0V ;
- 260~350mA constant sink current ;
- no external components required ;
- Low dropout voltage ;
- Packages: SOT89-3 .

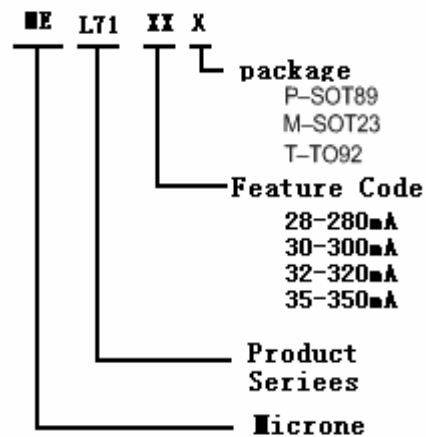
APPLICATIONS

- Power LED driver

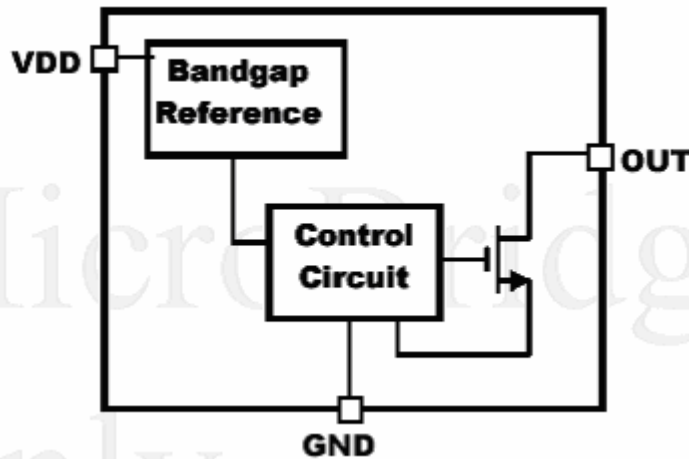
PIN CONFIGURATION



Selection Guide



Block Diagram



Absolute Maximum Ratings

PARAMETER	SYMBOL	DESCRIPTION	UNIT
Input Voltage	V_{DD}	-0.3 ~7	V
Output Voltage	V_{LEDM}	-0.3 ~7	V
CE pin Voltage	V_{CE}	$V_{SS}-0.3 \sim V_{out}+0.3$	V
Operating Ambient Temperature	T_{max}	150	°C
Storage Temperature	T_{stg}	-40 ~ +150	°C
Soldering Temperature And Time	T_{solder}	260°C, 10s	

Recommended Operating Conditions

PARAMETER	SYMBOL	Min	Typ	Max	UNIT
Supply Voltage	V_{DD}	2.7		6	V
Output sink current	I_{out}			400	mA
Operating Ambient Temperature	T_a	-40		+85	°C

Electrical Characteristics

MEL71XX

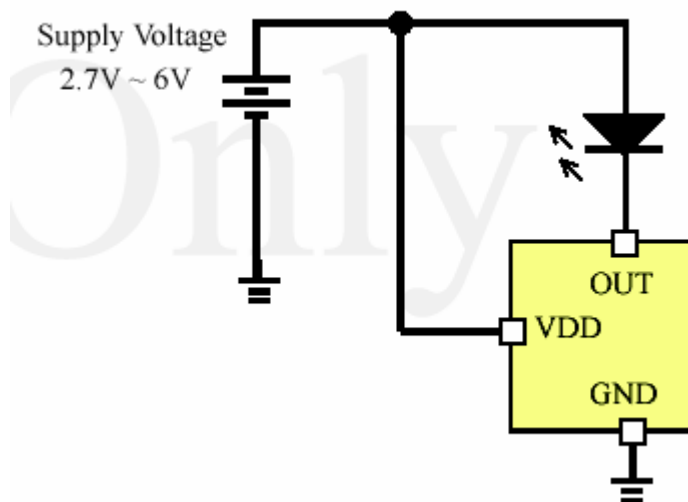
(V_{DD}=3.7V, T_a=25°C, No Load, Unless otherwise stated)

PARAMETER	SYMBOL	CONDITION	MIX	TYP	MAX	UNIT
Output Sink Current	I _{sink}	V _{OUT} =0.2V	234	260	286	mA
			252	280	308	
			270	300	330	
			288	320	352	
			315	350	385	
Line Regulation		V _{DD} =3V~6V, V _{OUT} =0.2V			1	mA/V
Dropout Voltage	V _{OUTL}			130		mV
Supply Current	I _{DD}			90		μ A

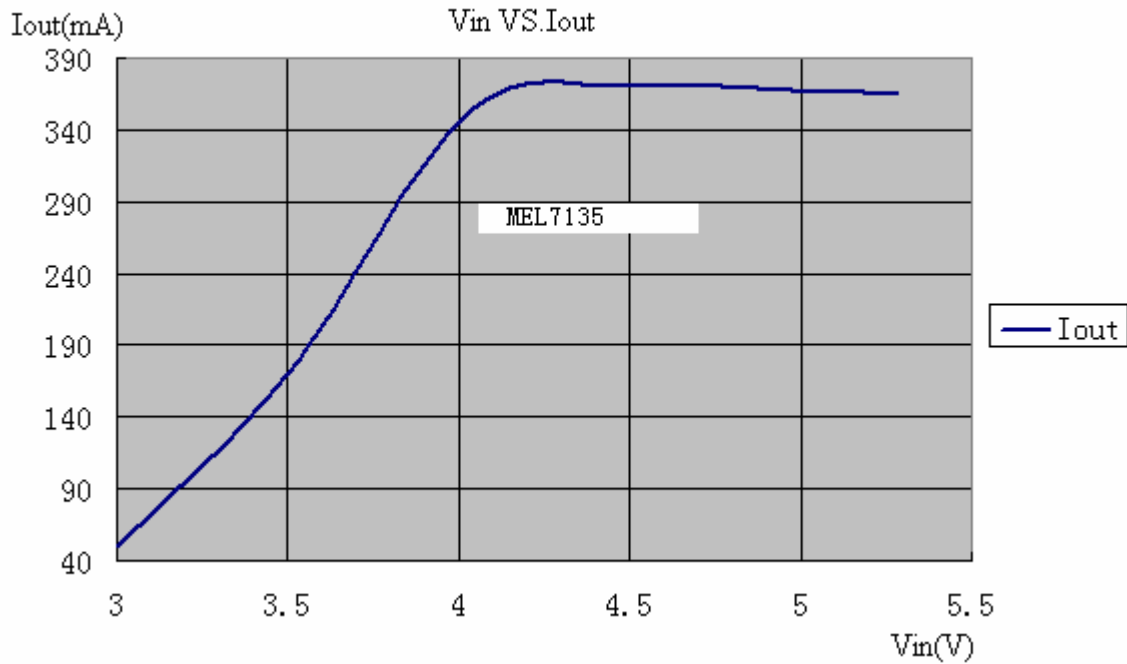
Notice1 :

Output dropout voltage: 90% x I_{out} @V_{out}=200mv

Typical Applications

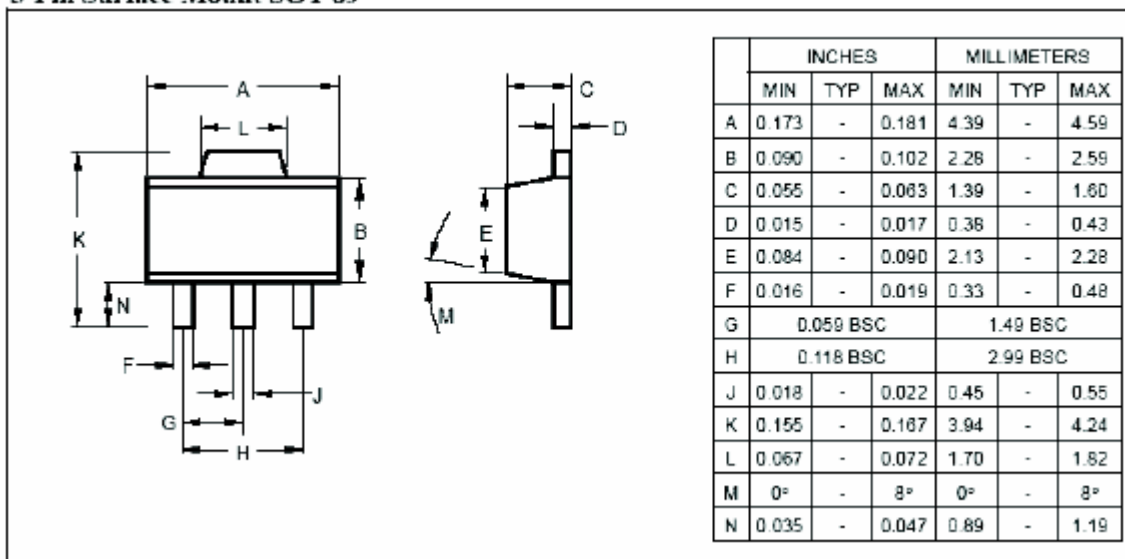


Type Characteristics



Package Dimensions

3-Pin Surface Mount SOT-89



- **The information described herein is subject to change without notice.**
- **Nanjing Micro One Electronics Inc is not responsible for any problems caused by circuits or diagrams described herein whose related industrial properties, patents, or other rights belong to third parties. The application circuit examples explain typical applications of the products, and do not guarantee the success of any specific mass-production design.**
 - **Use of the information described herein for other purposes and/or reproduction or copying without the express permission of Nanjing Micro One Electronics Inc is strictly prohibited.**
 - **The products described herein cannot be used as part of any device or equipment affecting the human body, such as exercise equipment, medical equipment, security systems, gas equipment, or any apparatus installed in airplanes and other vehicles, without prior written permission of Nanjing Micro One Electronics Inc.**
 - **Although Nanjing Micro One Electronics Inc exerts the greatest possible effort to ensure high quality and reliability, the failure or malfunction of semiconductor products may occur. The user of these products should therefore give thorough consideration to safety design, including redundancy, fire-prevention measures, and malfunction prevention, to prevent any accidents, fires, or community damage that may ensue.**