

Cautions and Warnings

Please be noted that this spec is only for reference if you have projects designed with the product number listed in. If you are looking for new project design-in, please find AWVS Series specification/datasheet on Chilisin website. Or you may find our sales contact for more information on old part number at your convenience. Appreciated your attention and understanding.

Note: Please be sure to request approval specifications that provide further details of the products. Kindly note that the content of these specifications are subject to change or may be discontinued without prior notice. This product may not be designed/used in medical or high risk applications without Chilisin approval. Please contact our sales department before ordering.

Power Inductor LVS Series

**Automotive
AEC-Q200**

RoHS Compliant
Halogen Free
REACH Compliant



- Power Circuit
- Shield
- Magnetic Resin LVx
- Ferrite
- High Current

Part Numbering

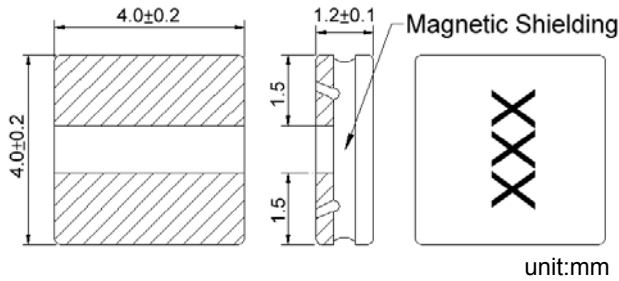
LVS	606045	L	-	1R0	M	-	AU
Series Name	Dimensions Code (mm)	Internal Code		Inductance (uH)	Tolerance		Internal Code
	404012 4.0x4.0x1.2	L Low DCR		R47 0.47	M ±20%		
	404018 4.0x4.0x1.8			1R0 1.0	T ±30%		
	505020 5.0x5.0x2.0			101 100			
	505040 5.0x5.0x4.0						
	606020 6.0x6.0x2.0						
	606028 6.0x6.0x2.8						
	606045 6.0x6.0x4.5						
	606045L 6.0x6.0x4.5						
	808040 8.0x8.0x4.0						
	808040L 8.0x8.0x4.0						

Power Inductor LVS Series

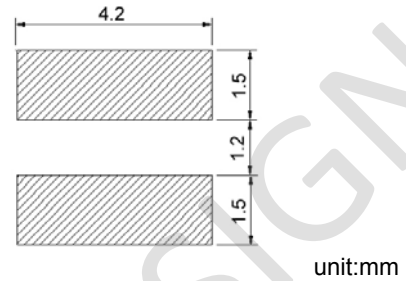
**Automotive
AEC-Q200**

LVS404012 - AU Type

■ Dimensions



■ Recommended Land Pattern



■ Electrical Characteristics

Part No.	Inductance (uH)	Test Freq.	RDC (mΩ)±30%	Isat(A) Typ.(Max)	Irms(A) Typ.(Max)	Tolerance (±%)	Marking
LVS404012-1R0□-AU	1.0	100kHz,1V	48	2.50(2.20)	1.70(1.50)	20,30	1R0
LVS404012-1R5□-AU	1.5	100kHz,1V	58	2.10(1.80)	1.60(1.40)	20,30	1R5
LVS404012-2R2□-AU	2.2	100kHz,1V	65	1.70(1.50)	1.50(1.30)	20,30	2R2
LVS404012-3R3□-AU	3.3	100kHz,1V	90	1.30(1.10)	1.40(1.20)	20,30	3R3
LVS404012-4R7□-AU	4.7	100kHz,1V	110	1.10(0.90)	1.20(1.00)	20,30	4R7
LVS404012-6R8□-AU	6.8	100kHz,1V	135	0.90(0.81)	1.00(0.94)	20,30	6R8
LVS404012-100□-AU	10	100kHz,1V	190	0.78(0.70)	0.90(0.81)	20,30	100
LVS404012-150□-AU	15	100kHz,1V	250	0.65(0.58)	0.85(0.76)	20,30	150
LVS404012-220□-AU	22	100kHz,1V	400	0.52(0.46)	0.75(0.67)	20,30	220
LVS404012-330□-AU	33	100kHz,1V	600	0.44(0.39)	0.70(0.63)	20,30	330
LVS404012-470□-AU	47	100kHz,1V	930	0.35(0.31)	0.50(0.45)	20,30	470

Note: When ordering, please specify tolerance code. Tolerance: M=±20% / T=±30%

- Operating temperature range - 40°C ~ 125°C
- Isat for Inductance drop 30% from its value without current
- Irms for a 40°C temperature rise from 25°C ambient with current
- Measure Equipment:
 L: Agilent HP4284A+Agilent HP42841A
 RDC: DIGITAL MILLINHM METER CHROMA 16502, or equivalent
 Isat: Agilent HP4284A
 Irms: Agilent HP4284A

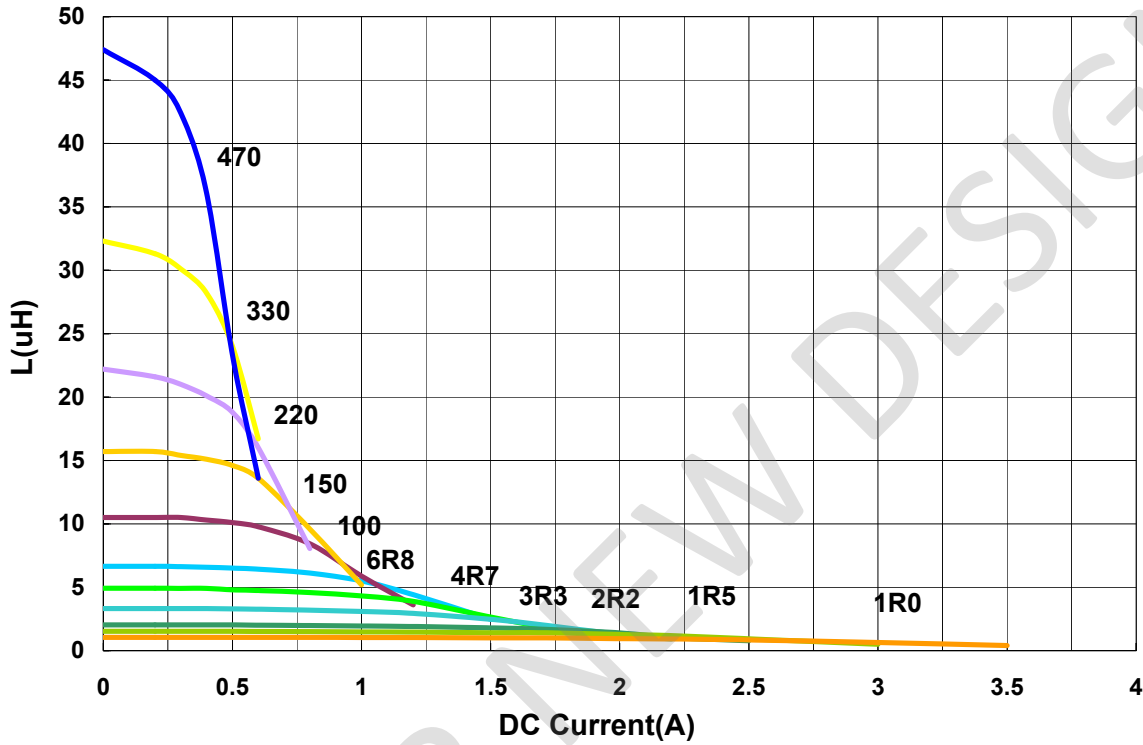
Power Inductor LVS Series

**Automotive
AEC-Q200**

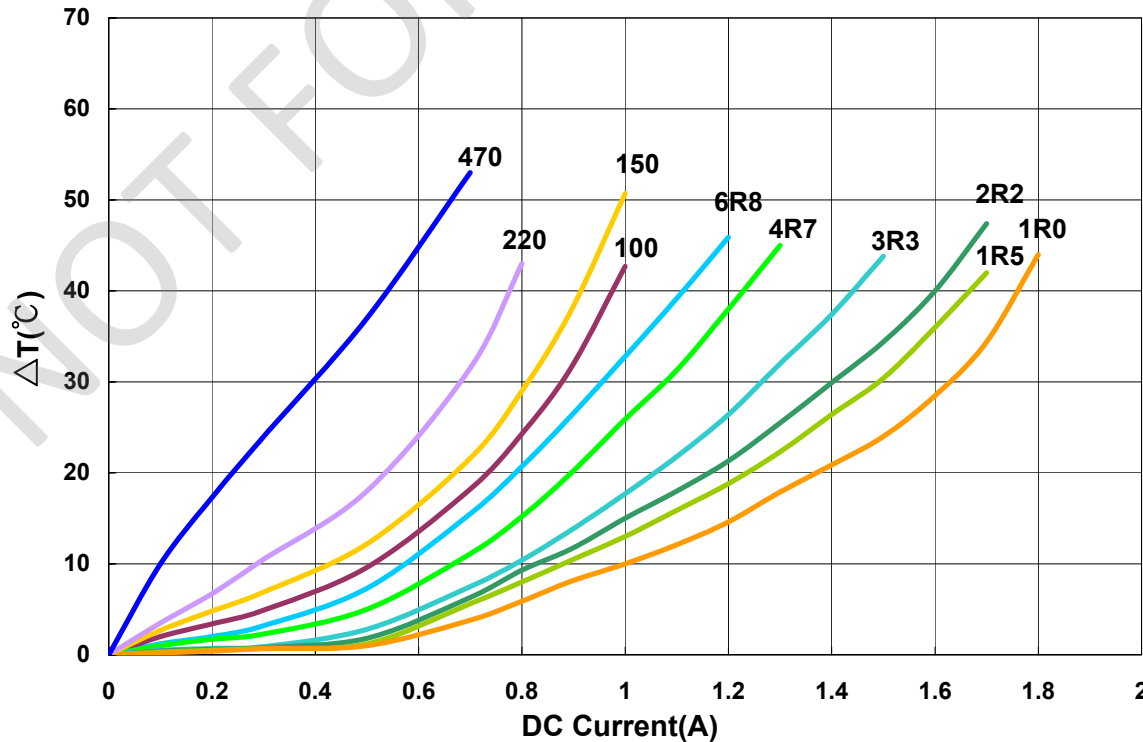
LVS404012 - AU Type

Characteristics Graph

Inductance vs. DC Current



Temperature Change vs. DC Current

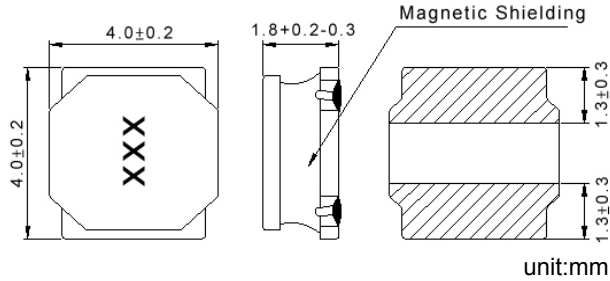


Power Inductor LVS Series

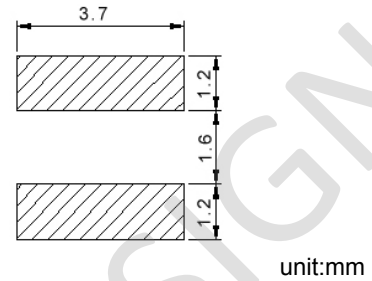
**Automotive
AEC-Q200**

LVS404018 - AU Type

■ Dimensions



■ Recommended Land Pattern



■ Electrical Characteristics

Part No.	Inductance (uH)	Test Freq.	RDC (mΩ)±20%	Isat(A) Typ.(Max)	Irms(A) Typ.(Max)	Tolerance (±%)	Marking
LVS404018-1R0□-AU	1	100kHz,1V	32	4.10(3.60)	2.80(2.50)	20,30	1R0
LVS404018-1R5□-AU	1.5	100kHz,1V	40	3.30(2.90)	2.60(2.30)	20,30	1R5
LVS404018-1R8□-AU	1.8	100kHz,1V	55	2.80(2.50)	2.50(2.20)	20,30	1R8
LVS404018-2R2□-AU	2.2	100kHz,1V	60	2.80(2.50)	2.50(2.20)	20,30	2R2
LVS404018-2R3□-AU	2.3	100kHz,1V	60	2.80(2.50)	2.50(2.20)	20,30	2R3
LVS404018-3R3□-AU	3.3	100kHz,1V	70	2.20(1.90)	2.10(1.80)	20,30	3R3
LVS404018-3R6□-AU	3.6	100kHz,1V	75	2.10(1.80)	1.90(1.70)	20,30	3R6
LVS404018-3R9□-AU	3.9	100kHz,1V	75	2.10(1.80)	1.90(1.70)	20,30	3R9
LVS404018-4R7□-AU	4.7	100kHz,1V	90	2.00(1.80)	1.70(1.50)	20,30	4R7
LVS404018-6R8□-AU	6.8	100kHz,1V	110	1.60(1.40)	1.50(1.30)	20,30	6R8
LVS404018-8R2□-AU	8.2	100kHz,1V	155	1.50(1.30)	1.30(1.10)	20,30	8R2
LVS404018-100□-AU	10	100kHz,1V	170	1.40(1.20)	1.20(1.00)	20,30	100
LVS404018-150□-AU	15	100kHz,1V	250	1.00(0.90)	1.00(0.90)	20,30	150
LVS404018-220□-AU	22	100kHz,1V	350	0.90(0.81)	0.85(0.76)	20,30	220
LVS404018-330□-AU	33	100kHz,1V	530	0.80(0.72)	0.70(0.63)	20,30	330
LVS404018-470□-AU	47	100kHz,1V	720	0.70(0.63)	0.56(0.50)	20,30	470
LVS404018-680□-AU	68	100kHz,1V	1000	0.56(0.50)	0.45(0.40)	20,30	680
LVS404018-101□-AU	100	100kHz,1V	1500	0.46(0.41)	0.38(0.34)	20,30	101
LVS404018-151□-AU	150	100kHz,1V	2500	0.35(0.31)	0.30(0.27)	20,30	151
LVS404018-221□-AU	220	100kHz,1V	4000	0.28(0.25)	0.23(0.20)	20,30	221

Note: When ordering, please specify tolerance code. Tolerance: M=±20% / T=±30%

1. Operating temperature range - 40°C ~ 125°C
2. Isat for Inductance drop 30% from its value without current
3. I rms for a 40°C temperature rise from 25°C ambient with current
4. Measure Equipment:
 - L: Agilent HP4284A+Agilent HP42841A
 - RDC: DIGITAL MILLINHM METER CHROMA 16502, or equivalent
 - Isat: Agilent HP4284A
 - I rms: Agilent HP4284A

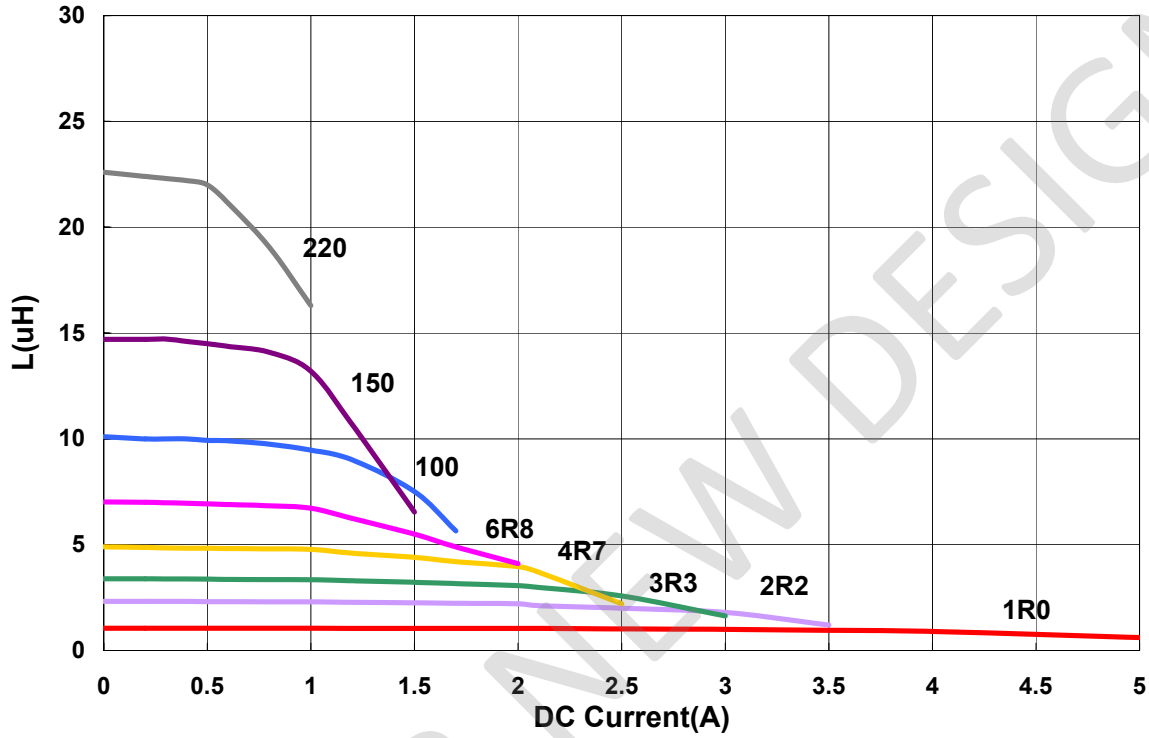
Power Inductor LVS Series

**Automotive
AEC-Q200**

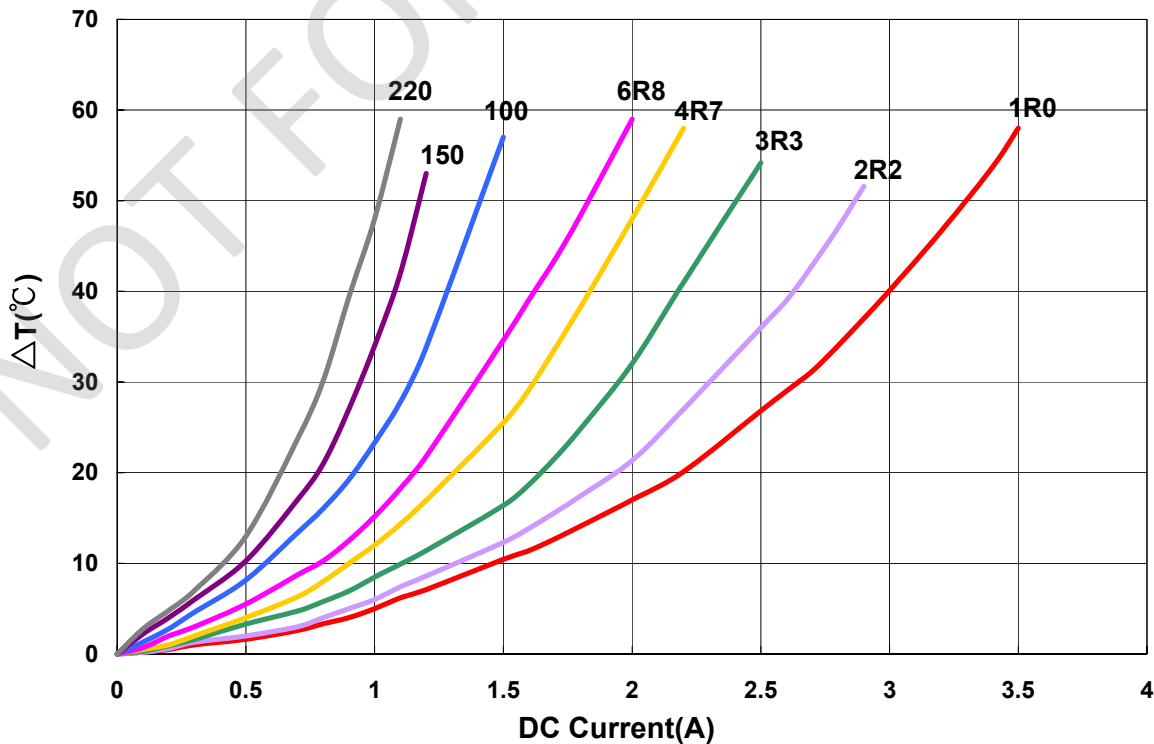
LVS404018 - AU Type

Characteristics Graph

Inductance vs. DC Current



Temperature Change vs. DC Current

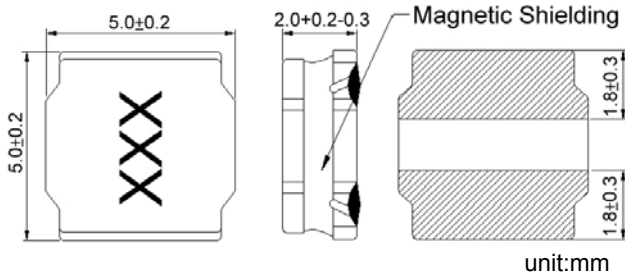


Power Inductor LVS Series

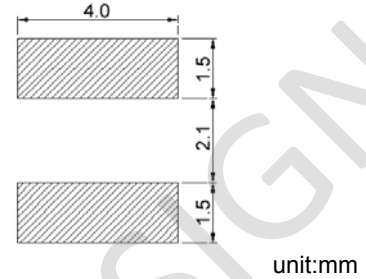
**Automotive
AEC-Q200**

LVS505020 - AU Type

■ Dimensions



■ Recommended Land Pattern



■ Electrical Characteristics

Part No.	Inductance (uH)	Test Freq.	RDC (mΩ)±20%	Isat(A) Typ.(Max)	Irms(A) Typ.(Max)	Tolerance (±%)	Marking
LVS505020-1R0□-AU	1.0	100kHz,1V	21	5.10(4.50)	4.00(3.60)	20,30	1R0
LVS505020-1R2□-AU	1.2	100kHz,1V	21	4.80(4.30)	3.80(3.40)	30	1R2
LVS505020-1R5□-AU	1.5	100kHz,1V	26	4.20(3.70)	3.50(3.10)	20,30	1R5
LVS505020-2R2□-AU	2.2	100kHz,1V	35	3.40(3.00)	3.20(2.80)	20,30	2R2
LVS505020-2R7□-AU	2.7	100kHz,1V	38	3.40(3.00)	3.20(2.80)	20,30	2R7
LVS505020-3R3□-AU	3.3	100kHz,1V	48	3.05(2.70)	2.80(2.50)	20,30	3R3
LVS505020-4R7□-AU	4.7	100kHz,1V	60	2.20(1.90)	2.90(2.60)	20,30	4R7
LVS505020-5R6□-AU	5.6	100kHz,1V	82	2.05(1.80)	2.00(1.80)	20,30	5R6
LVS505020-6R8□-AU	6.8	100kHz,1V	90	2.00(1.80)	1.80(1.60)	20,30	6R8
LVS505020-100□-AU	10	100kHz,1V	120	1.60(1.44)	1.60(1.40)	20,30	100
LVS505020-150□-AU	15	100kHz,1V	190	1.30(1.17)	1.20(1.00)	20,30	150
LVS505020-220□-AU	22	100kHz,1V	260	1.00(0.90)	1.00(0.90)	20,30	220
LVS505020-330□-AU	33	100kHz,1V	460	0.80(0.72)	0.75(0.67)	20,30	330
LVS505020-470□-AU	47	100kHz,1V	580	0.65(0.58)	0.65(0.58)	20,30	470

Note: When ordering, please specify tolerance code. Tolerance: M=±20% / T=±30%

1. Operating temperature range - 40°C ~ 125°C
2. Isat for Inductance drop 30% from its value without current
3. Iirms for a 40°C temperature rise from 25°C ambient with current
4. Measure Equipment:

L: Agilent HP4284A+Agilent HP42841A

RDC: DIGITAL MILLINHM METER CHROMA 16502, or equivalent

Isat: Agilent HP4284A

Iirms: Agilent HP4284A

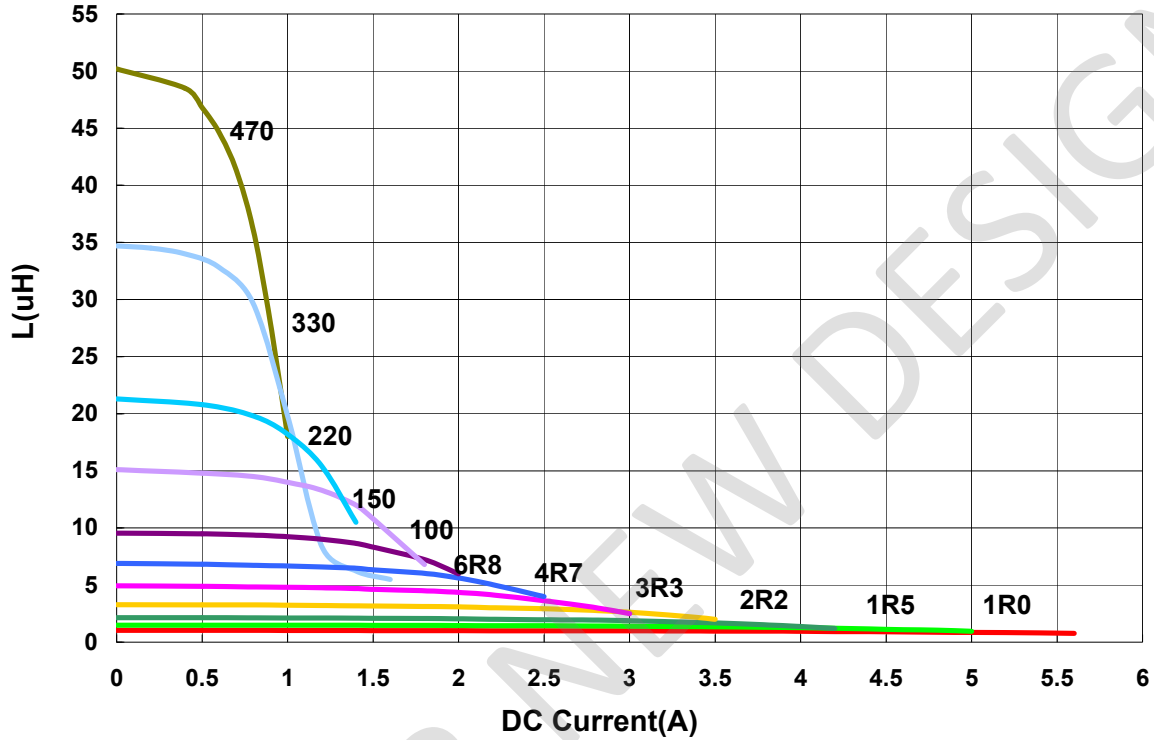
Power Inductor LVS Series

**Automotive
AEC-Q200**

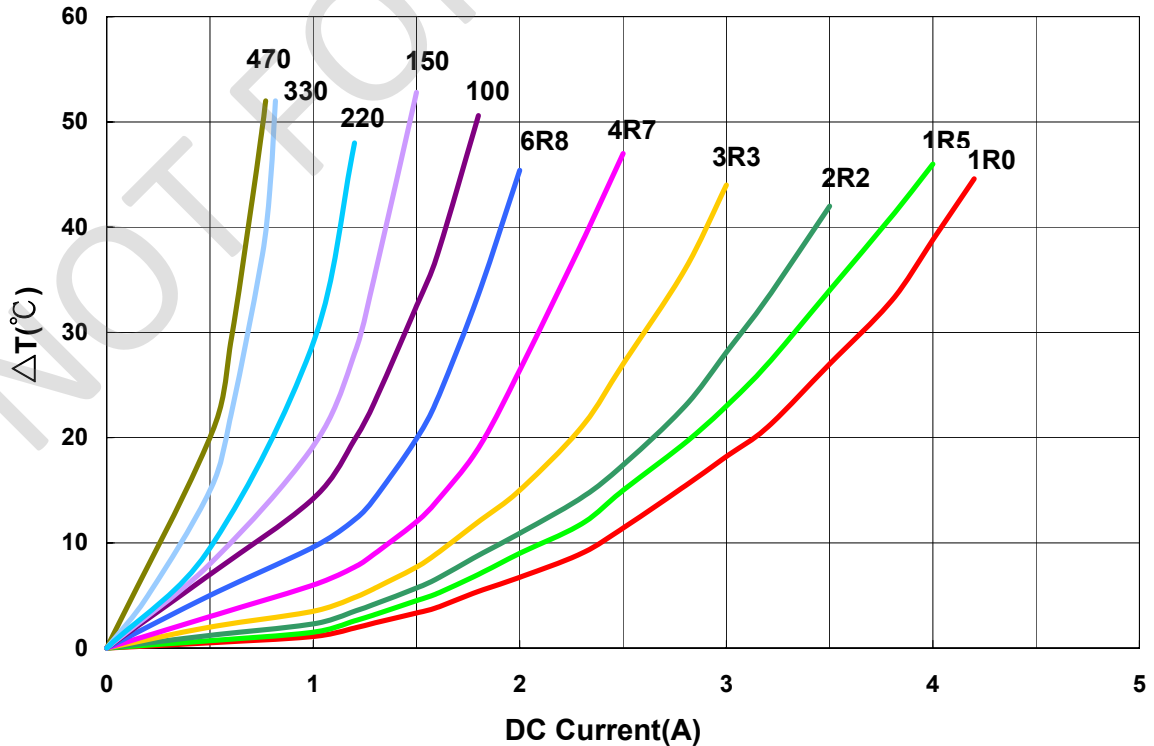
LVS505020 - AU Type

Characteristics Graph

Inductance vs. DC Current



Temperature Change vs. DC Current

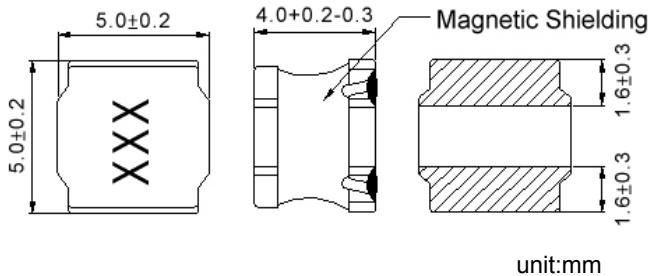


Power Inductor LVS Series

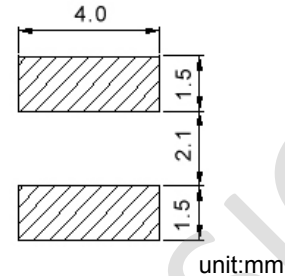
**Automotive
AEC-Q200**

LVS505040 - AU Type

■ Dimensions



■ Recommended Land Pattern



■ Electrical Characteristics

Part No.	Inductance (uH)	Test Freq.	RDC (mΩ)±30%	Isat(A) Typ.(Max)	Irms(A) Typ.(Max)	Tolerance (±%)	Marking
LVS505040-1R0□-AU	1.0	100kHz,1V	14	7.5(6.70)	4.6(4.10)	30	1R0
LVS505040-1R2□-AU	1.2	100kHz,1V	15	7.4(6.60)	4.5(4.00)	30	1R2
LVS505040-1R5□-AU	1.5	100kHz,1V	16	7.1(6.30)	4.4(3.90)	20,30	1R5
LVS505040-2R2□-AU	2.2	100kHz,1V	21	5.7(5.10)	3.7(3.30)	20,30	2R2
LVS505040-3R0□-AU	3	100kHz,1V	21	4.8(4.30)	3.5(3.10)	20,30	3R0
LVS505040-3R3□-AU	3.3	100kHz,1V	26	4.8(4.30)	3.5(3.10)	20,30	3R3
LVS505040-3R6□-AU	3.6	100kHz,1V	31	4.2(3.70)	3.3(2.90)	20,30	3R6
LVS505040-4R7□-AU	4.7	100kHz,1V	32	4.2(3.70)	3.2(2.80)	20,30	4R7
LVS505040-6R8□-AU	6.8	100kHz,1V	50	3.3(2.90)	2.4(2.10)	20,30	6R8
LVS505040-100□-AU	10	100kHz,1V	60	2.8(2.50)	2.2(1.90)	20,30	100
LVS505040-150□-AU	15	100kHz,1V	90	2.3(2.00)	1.8(1.60)	20,30	150
LVS505040-220□-AU	22	100kHz,1V	135	1.8(1.60)	1.4(1.20)	20,30	220
LVS505040-270□-AU	27	100kHz,1V	180	1.6(1.40)	1.2(1.00)	20,30	270
LVS505040-330□-AU	33	100kHz,1V	190	1.5(1.30)	1.1(0.99)	20,30	330
LVS505040-470□-AU	47	100kHz,1V	310	1.2(1.00)	0.9(0.81)	20,30	470
LVS505040-680□-AU	68	100kHz,1V	540	1.0(0.90)	0.78(0.7)	20,30	680
LVS505040-101□-AU	100	100kHz,1V	800	0.7(0.60)	0.6(0.50)	20,30	101

Note: When ordering, please specify tolerance code. Tolerance: M=±20% / T=±30%

- Operating temperature range - 40°C ~ 125°C
- Isat for Inductance drop 30% from its value without current
- Irms for a 40°C temperature rise from 25°C ambient with current
- Measure Equipment:
 L: Agilent HP4284A+Agilent HP42841A
 RDC: DIGITAL MILLINHM METER CHROMA 16502, or equivalent
 Isat: Agilent HP4284A
 Irms: Agilent HP4284A

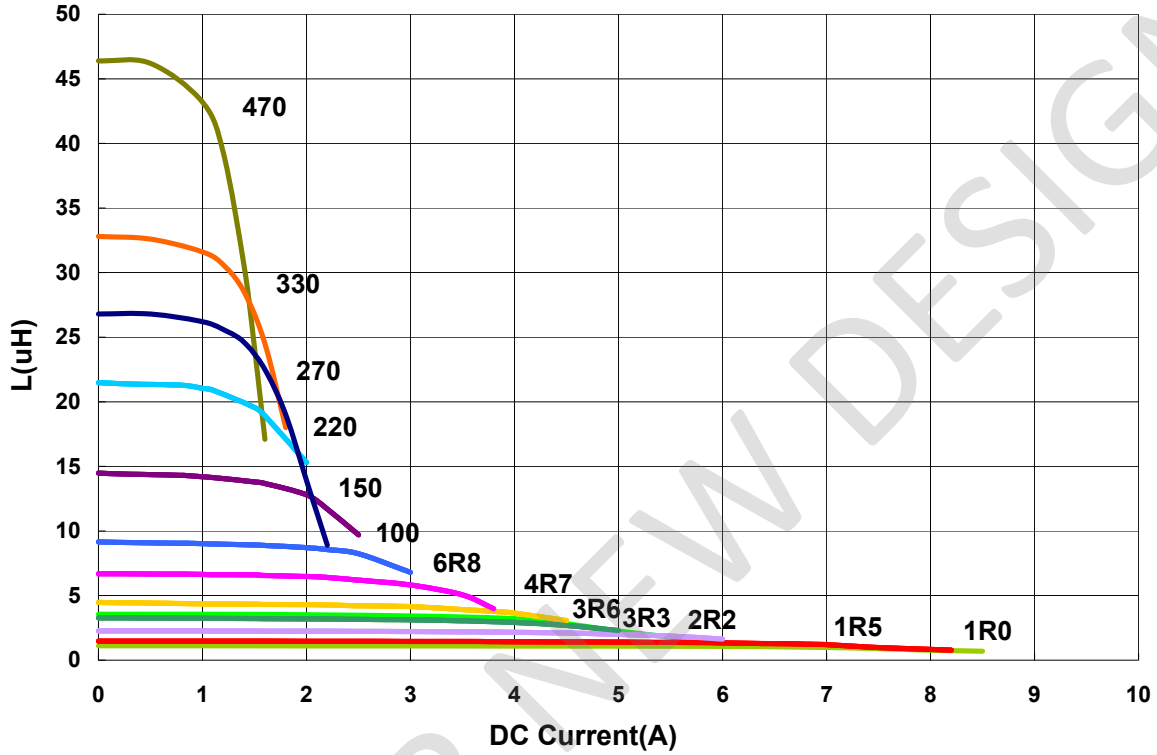
Power Inductor LVS Series

**Automotive
AEC-Q200**

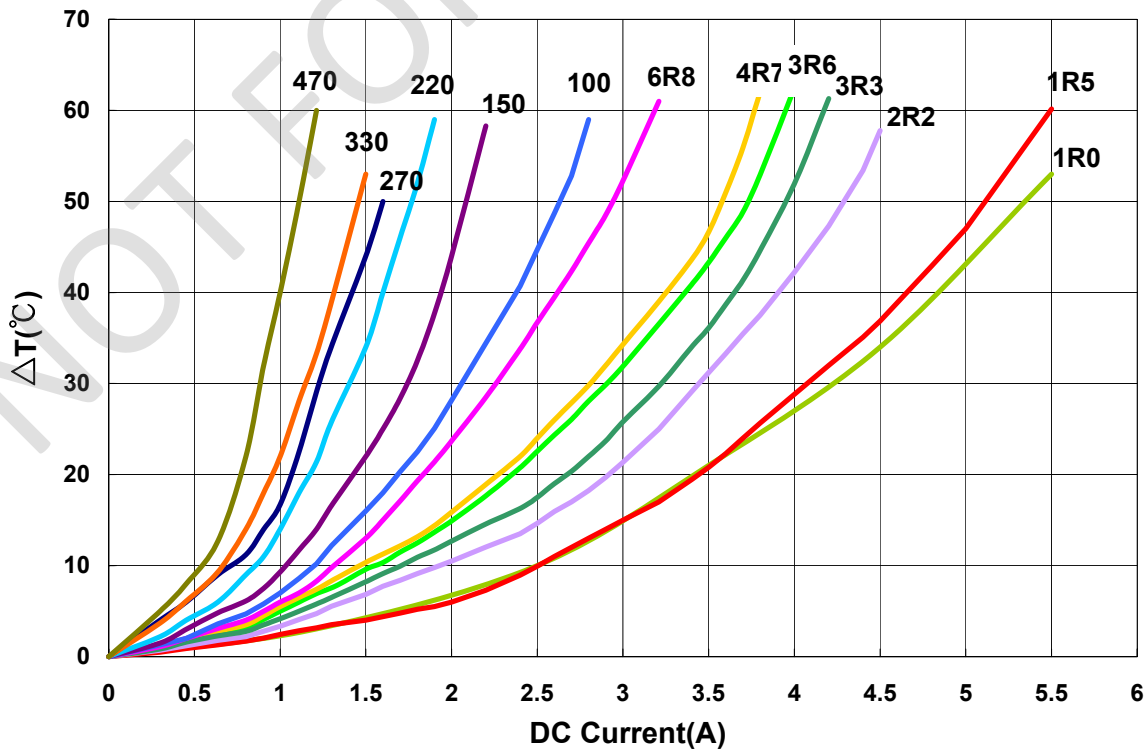
LVS505040 - AU Type

Characteristics Graph

Inductance vs. DC Current



Temperature Change vs. DC Current

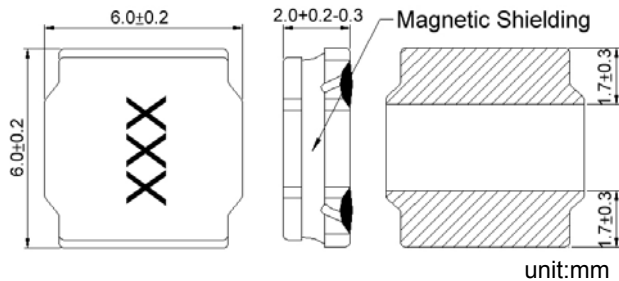


Power Inductor LVS Series

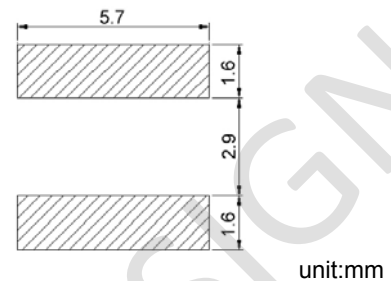
**Automotive
AEC-Q200**

LVS606020 - AU Type

■ Dimensions



■ Recommended Land Pattern



■ Electrical Characteristics

Part No.	Inductance (uH)	Test Freq.	RDC (mΩ)±30%	Isat(A) Typ.(Max)	Irms(A) Typ.(Max)	Tolerance (±%)	Marking
LVS606020-R50□-AU	0.5	100kHz,1V	13	8.0(7.20)	5.3(4.7)	30	R50
LVS606020-R90□-AU	0.9	100kHz,1V	18	6.3(5.60)	4.2(3.7)	30	R90
LVS606020-1R0□-AU	1.0	100kHz,1V	19	6.2(5.50)	4.1(3.6)	30	1R0
LVS606020-1R5□-AU	1.5	100kHz,1V	26	5.0(4.50)	3.6(3.2)	20,30	1R5
LVS606020-2R2□-AU	2.2	100kHz,1V	34	4.2(3.70)	3.2(2.8)	20,30	2R2
LVS606020-3R3□-AU	3.3	100kHz,1V	40	3.2(2.80)	2.7(2.4)	20,30	3R3
LVS606020-4R7□-AU	4.7	100kHz,1V	58	2.5(2.20)	2.2(1.9)	20,30	4R7
LVS606020-6R8□-AU	6.8	100kHz,1V	85	2.2(1.90)	1.8(1.6)	20,30	6R8
LVS606020-100□-AU	10	100kHz,1V	125	2.0(1.80)	1.6(1.4)	20,30	100
LVS606020-150□-AU	15	100kHz,1V	190	1.3(1.10)	1.3(1.1)	20,30	150
LVS606020-220□-AU	22	100kHz,1V	260	1.1(0.99)	1.1(0.99)	20,30	220

Note: When ordering, please specify tolerance code. Tolerance: M=±20% / T=±30%

- Operating temperature range - 40°C ~ 125°C
- Isat for Inductance drop 30% from its value without current
- Irms for a 40°C temperature rise from 25°C ambient with current
- Measure Equipment:
 L: Agilent HP4284A+Agilent HP42841A
 RDC: DIGITAL MILLINHM METER CHROMA 16502, or equivalent
 Isat: Agilent HP4284A
 Irms: Agilent HP4284A

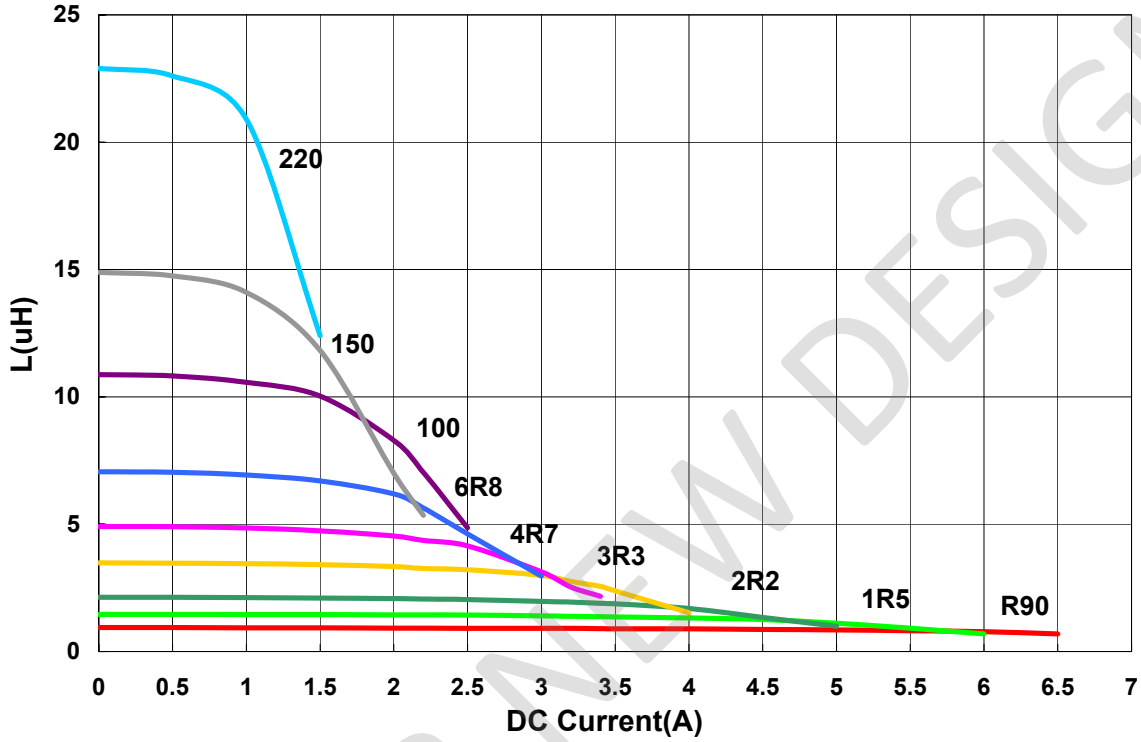
Power Inductor LVS Series

**Automotive
AEC-Q200**

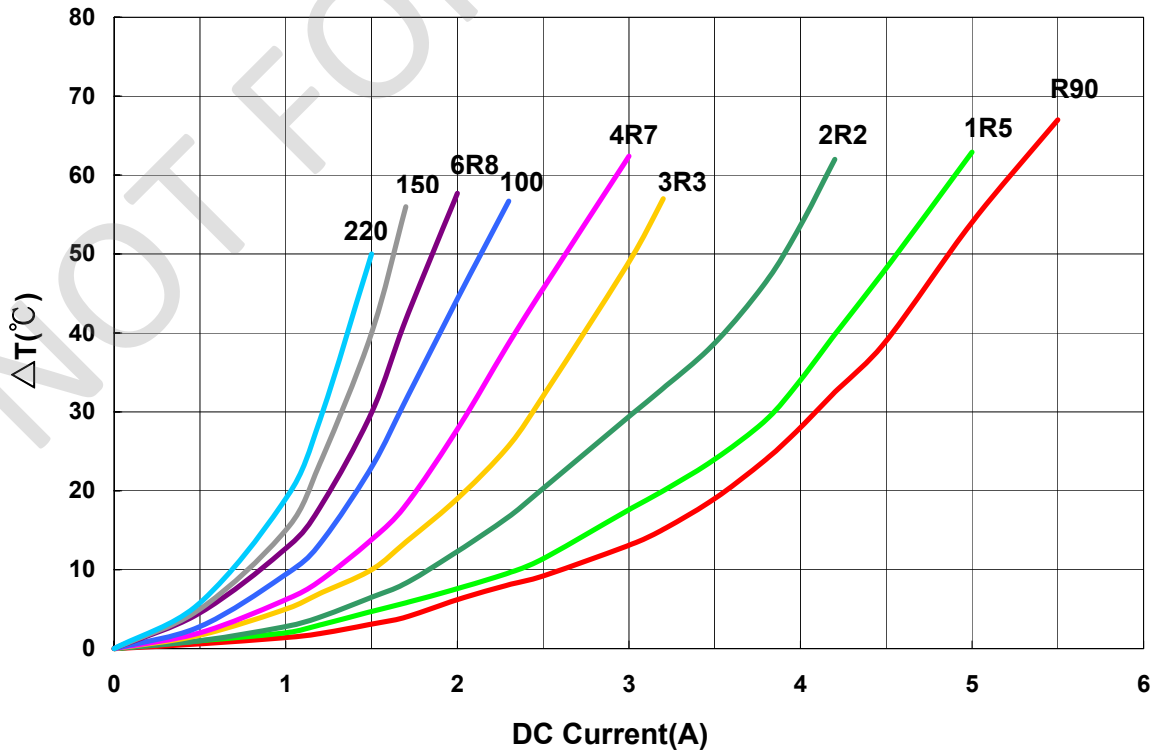
LVS606020 - AU Type

Characteristics Graph

Inductance vs. DC Current



Temperature Change vs. DC Current

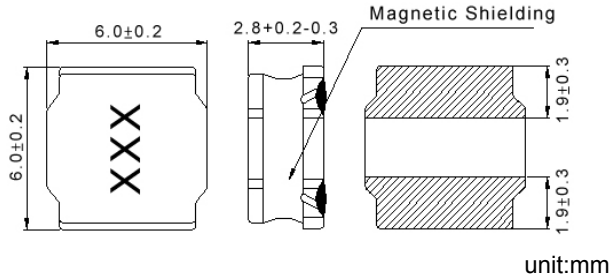


Power Inductor LVS Series

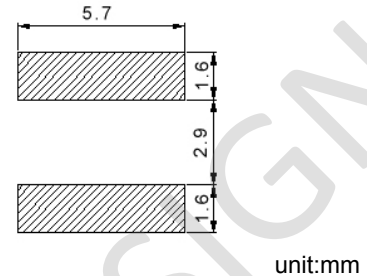
**Automotive
AEC-Q200**

LVS606028 - AU Type

■ Dimensions



■ Recommended Land Pattern



■ Electrical Characteristics

Part No.	Inductance (uH)	Test Freq.	RDC (mΩ)±30%	Isat(A) Typ.(Max)	Irms(A) Typ.(Max)	Tolerance (±%)	Marking
LVS606028-1R0□-AU	1	100kHz,1V	13	7.60(6.80)	5.20(4.60)	20,30	1R0
LVS606028-1R5□-AU	1.5	100kHz,1V	16	6.30(5.60)	4.80(4.30)	30	1R5
LVS606028-2R2□-AU	2.2	100kHz,1V	20	5.40(4.80)	4.00(3.60)	20,30	2R2
LVS606028-2R7□-AU	2.7	100kHz,1V	26	4.90(4.40)	3.70(3.30)	20,30	2R7
LVS606028-3R3□-AU	3.3	100kHz,1V	28	4.30(3.80)	3.50(3.10)	20,30	3R3
LVS606028-4R7□-AU	4.7	100kHz,1V	38	3.70(3.30)	3.20(2.80)	20,30	4R7
LVS606028-6R0□-AU	6	100kHz,1V	45	3.30(2.90)	2.80(2.50)	20,30	6R0
LVS606028-6R8□-AU	6.8	100kHz,1V	50	3.10(2.70)	2.70(2.40)	20,30	6R8
LVS606028-100□-AU	10	100kHz,1V	65	2.50(2.20)	2.30(2.00)	20,30	100
LVS606028-150□-AU	15	100kHz,1V	95	2.00(1.80)	1.80(1.60)	20,30	150
LVS606028-220□-AU	22	100kHz,1V	135	1.60(1.40)	1.50(1.30)	20,30	220
LVS606028-330□-AU	33	100kHz,1V	220	1.30(1.10)	1.40(1.20)	20,30	330
LVS606028-470□-AU	47	100kHz,1V	320	1.10(0.99)	1.00(0.90)	20,30	470
LVS606028-680□-AU	68	100kHz,1V	420	0.98(0.88)	0.90(0.81)	20,30	680
LVS606028-101□-AU	100	100kHz,1V	600	0.82(0.73)	0.8(0.72)	20,30	101

Note: When ordering, please specify tolerance code. Tolerance: M=±20% / T=±30%

1. Operating temperature range - 40°C ~ 125°C
2. Isat for Inductance drop 30% from its value without current
3. I rms for a 40°C temperature rise from 25°C ambient with current
4. Measure Equipment:

L: Agilent HP4284A+Agilent HP42841A

RDC: DIGITAL MILLINHM METER CHROMA 16502, or equivalent

Isat: Agilent HP4284A

I rms: Agilent HP4284A

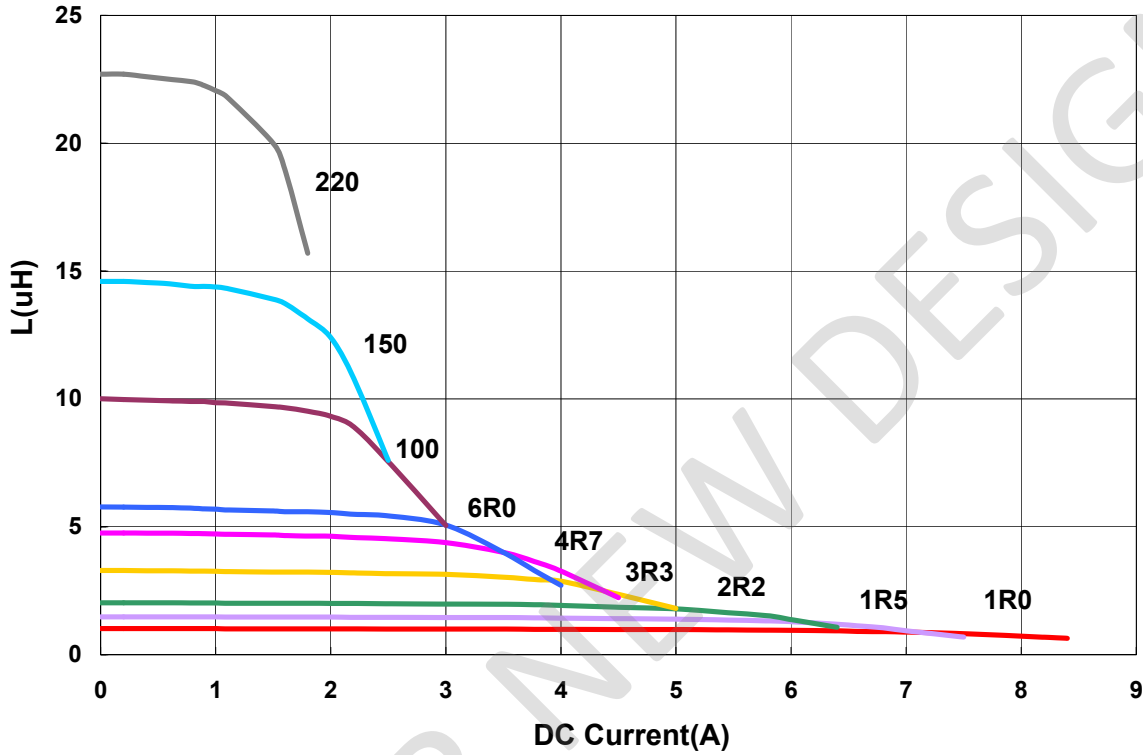
Power Inductor LVS Series

**Automotive
AEC-Q200**

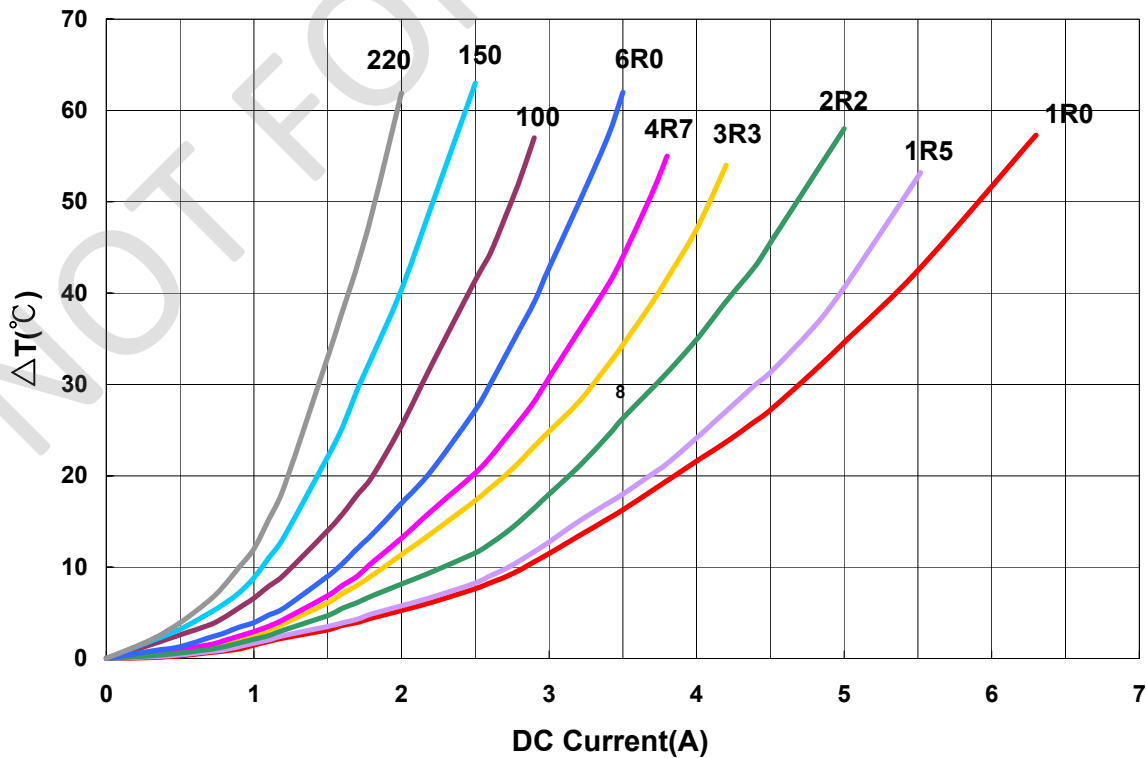
LVS606028 - AU Type

Characteristics Graph

Inductance vs. DC Current



Temperature Change vs. DC Current

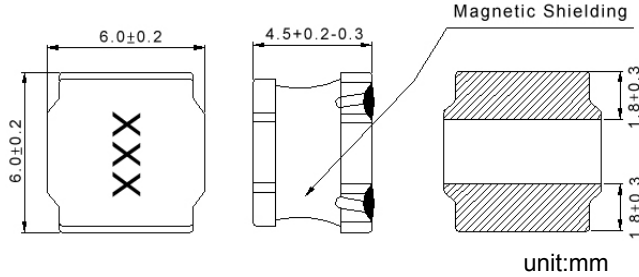


Power Inductor LVS Series

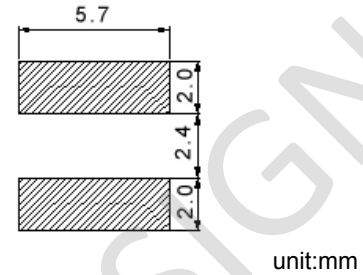
**Automotive
AEC-Q200**

LVS606045 - AU Type

Dimensions



Recommended Land Pattern



Electrical Characteristics

Part No.	Inductance (uH)	Test Freq.	RDC (mΩ)±30%	Isat(A) Typ.(Max)	Irms(A) Typ.(Max)	Tolerance (±%)	Marking
LVS606045-1R0□-AU	1.0	100kHz,1V	12	12.2(10.50)	6.5(5.80)	20,30	1R0
LVS606045-1R2□-AU	1.2	100kHz,1V	13	10.6(9.50)	5.9(5.30)	20,30	1R2
LVS606045-1R5□-AU	1.5	100kHz,1V	15	10.4(9.30)	5.9(5.30)	20,30	1R5
LVS606045-1R8□-AU	1.8	100kHz,1V	17	9.6(8.60)	5.6(5.00)	20,30	1R8
LVS606045-2R2□-AU	2.2	100kHz,1V	18	8.8(7.90)	5.1(4.50)	20,30	2R2
LVS606045-2R3□-AU	2.3	100kHz,1V	19	8.8(7.90)	5.0(4.50)	20,30	2R3
LVS606045-3R0□-AU	3	100kHz,1V	22	7.8(7.00)	4.4(3.90)	20,30	3R0
LVS606045-3R3□-AU	3.3	100kHz,1V	24	7.5(6.70)	4.3(3.80)	20,30	3R3
LVS606045-3R6□-AU	3.6	100kHz,1V	24	7.5(6.70)	4.3(3.80)	20,30	3R6
LVS606045-3R9□-AU	3.9	100kHz,1V	26	7.0(6.30)	4.0(3.60)	20,30	3R9
LVS606045-4R5□-AU	4.5	100kHz,1V	31	6.7(6.00)	3.9(3.50)	20,30	4R5
LVS606045-4R7□-AU	4.7	100kHz,1V	31	6.7(6.00)	3.9(3.50)	20,30	4R7
LVS606045-5R1□-AU	5.1	100kHz,1V	33	6.0(5.40)	3.5(3.10)	20,30	5R1
LVS606045-5R6□-AU	5.6	100kHz,1V	40	5.5(4.90)	3.3(2.90)	20,30	5R6
LVS606045-6R3□-AU	6.3	100kHz,1V	40	5.5(4.90)	3.3(2.90)	20,30	6R3
LVS606045-6R8□-AU	6.8	100kHz,1V	43	5.3(4.70)	3.2(2.80)	20,30	6R8
LVS606045-8R2□-AU	8.2	100kHz,1V	53	4.6(4.10)	2.9(2.60)	20,30	6R8
LVS606045-100□-AU	10	100kHz,1V	57	4.5(4.00)	2.7(2.40)	20,30	100
LVS606045-150□-AU	15	100kHz,1V	80	3.4(3.00)	2.2(1.90)	20,30	150
LVS606045-180□-AU	18	100kHz,1V	100	3.1(2.70)	1.8(1.60)	20,30	180
LVS606045-220□-AU	22	100kHz,1V	125	3.0(2.70)	1.9(1.70)	20,30	220
LVS606045-270□-AU	27	100kHz,1V	160	2.5(2.20)	1.3(1.10)	20,30	270
LVS606045-330□-AU	33	100kHz,1V	165	2.3(2.00)	1.4(1.20)	20,30	330
LVS606045-470□-AU	47	100kHz,1V	245	1.9(1.70)	1.2(1.00)	20,30	470
LVS606045-560□-AU	56	100kHz,1V	310	1.7(1.50)	1.1(0.99)	20,30	560
LVS606045-680□-AU	68	100kHz,1V	330	1.6(1.40)	1.0(0.90)	20,30	680
LVS606045-101□-AU	100	100kHz,1V	500	1.3(1.10)	0.8(0.72)	20,30	101
LVS606045-221□-AU	220	100kHz,1V	1300	0.82(0.73)	0.38(0.34)	20,30	221
LVS606045-331□-AU	330	100kHz,1V	1800	0.7(0.63)	0.35(0.31)	20,30	331
LVS606045-102□-AU	1000	100kHz,1V	6000	0.4(0.36)	0.22(0.19)	20,30	102

Note: When ordering, please specify tolerance code. Tolerance: M=±20% / T=±30%

- Operating temperature range - 40°C ~ 125°C
- Isat for Inductance drop 30% from its value without current
- Irms for a 40°C temperature rise from 25°C ambient with current
- Measure Equipment:
 L: Agilent HP4284A+Agilent HP42841A
 RDC: DIGITAL MILLINHM METER CHROMA 16502, or equivalent
 Isat: Agilent HP4284A
 Irms: Agilent HP4284A

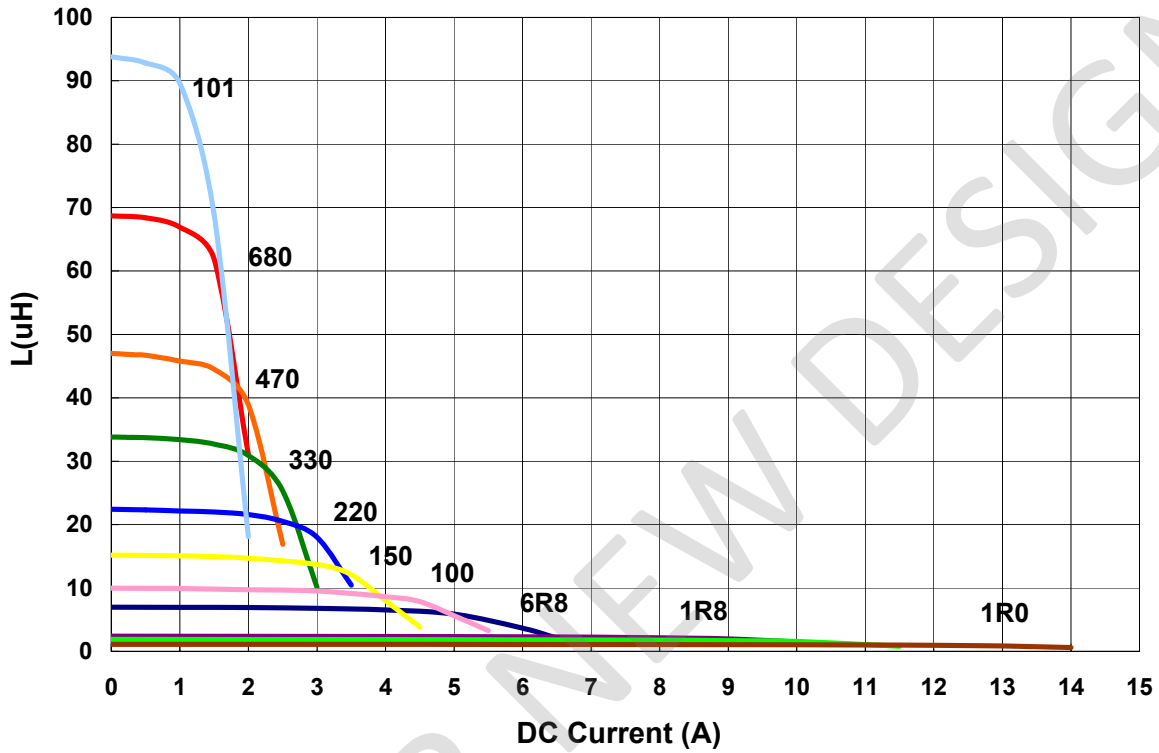
Power Inductor LVS Series

**Automotive
AEC-Q200**

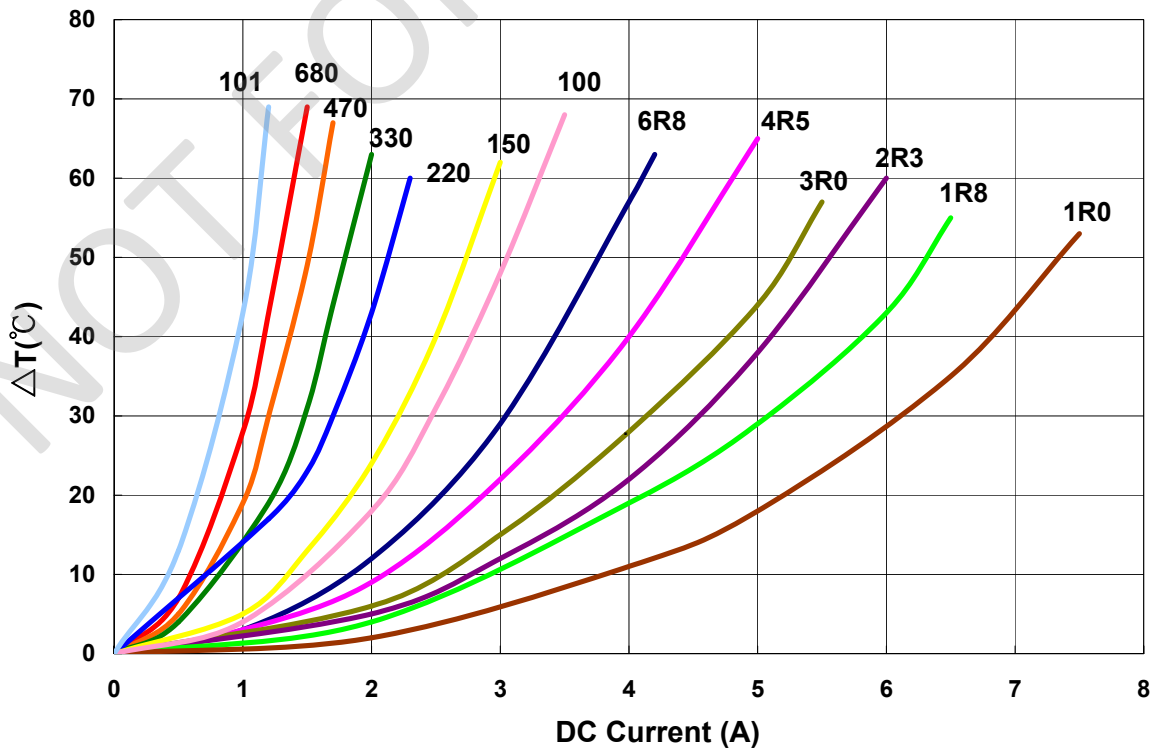
LVS606045 - AU Type

Characteristics Graph

Inductance vs. DC Current



Temperature Change vs. DC Current

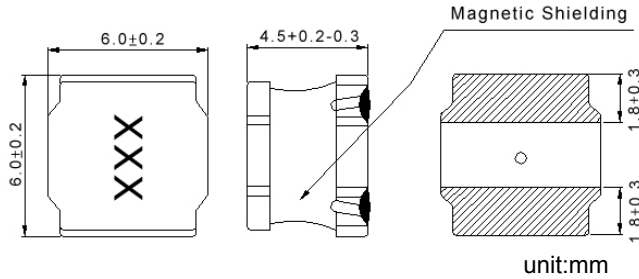


Power Inductor LVS Series

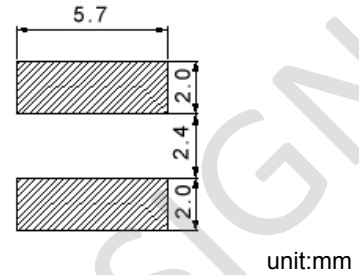
**Automotive
AEC-Q200**

LVS606045L - AU Type

■ Dimensions



■ Recommended Land Pattern



■ Electrical Characteristics

Part No.	Inductance (uH)	Test Freq.	RDC (mΩ)Max.	Isat(A) Typ.(Max)	Irms(A) Typ.(Max)	Tolerance (±%)	Marking
LVS606045L-R50□-AU	0.5	100kHz,1V	9	11(9.90)	8.0(7.20)	30	R50
LVS606045L-2R2□-AU	2.2	100kHz,1V	17	6.8(6.10)	5.5(4.90)	20,30	2R2
LVS606045L-3R3□-AU	3.3	100kHz,1V	24	5.5(4.90)	4.7(4.20)	20,30	3R3
LVS606045L-4R7□-AU	4.7	100kHz,1V	30	4.6(4.10)	4.0(3.60)	20,30	4R7
LVS606045L-6R8□-AU	6.8	100kHz,1V	40	4.0(3.60)	3.5(3.10)	20,30	6R8
LVS606045L-100□-AU	10	100kHz,1V	50	3.2(2.80)	3.2(2.80)	20,30	100
LVS606045L-150□-AU	15	100kHz,1V	80	2.6(2.30)	2.5(2.20)	20,30	150
LVS606045L-220□-AU	22	100kHz,1V	120	2.1(1.80)	2.0(1.80)	20,30	220
LVS606045L-330□-AU	33	100kHz,1V	170	1.7(1.50)	1.6(1.40)	20,30	330
LVS606045L-101□-AU	100	100kHz,1V	595	0.95(0.85)	0.92(0.82)	20,30	101

Note: When ordering, please specify tolerance code. Tolerance: M=±20% / T=±30%

1. Operating temperature range - 40°C ~ 125°C
2. Isat for Inductance drop 30% from its value without current
3. I rms for a 40°C temperature rise from 25°C ambient with current
4. Measure Equipment:
 L: Agilent HP4284A+Agilent HP42841A
 RDC: DIGITAL MILLINHM METER CHROMA 16502, or equivalent
 Isat: Agilent HP4284A
 I rms: Agilent HP4284A

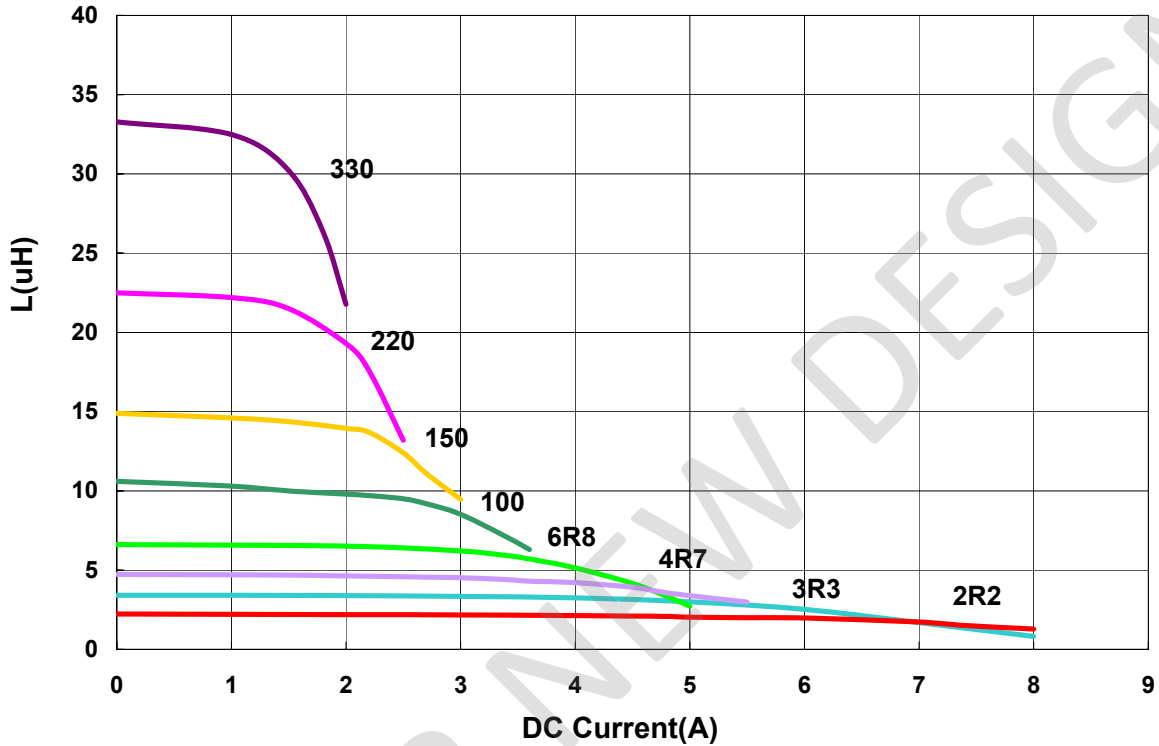
Power Inductor LVS Series

Automotive
AEC-Q200

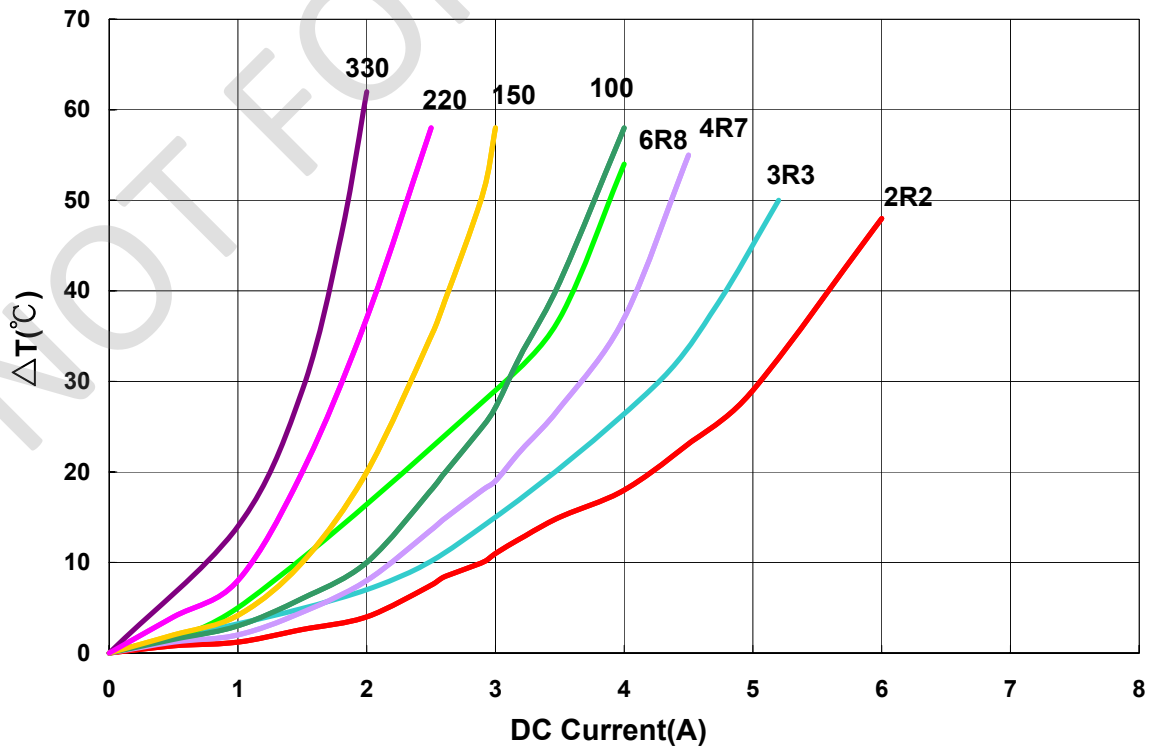
LVS606045L - AU Type

■ Characteristics Graph

Inductance vs. DC Current



Temperature Change vs. DC Current

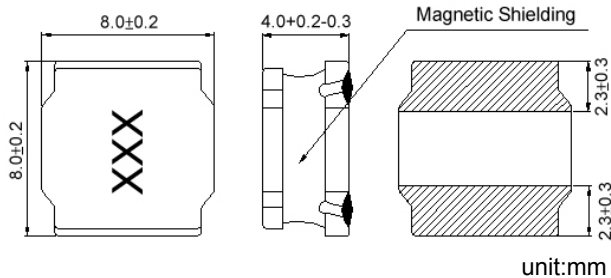


Power Inductor LVS Series

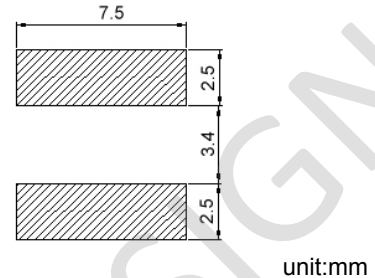
**Automotive
AEC-Q200**

LVS808040 - AU Type

■ Dimensions



■ Recommended Land Pattern



■ Electrical Characteristics

Part No.	Inductance (uH)	Test Freq.	RDC (mΩ)±30%	Isat(A) Typ.(Max)	Irms(A) Typ.(Max)	Tolerance (±%)	Marking
LVS808040-R90□-AU	0.9	100kHz,1V	7	13.8(12.00)	8.05(7.10)	30	R90
LVS808040-1R0□-AU	1.0	100kHz,1V	8	13.0(11.50)	7.95(7.00)	30	1R0
LVS808040-1R4□-AU	1.4	100kHz,1V	9	10.8(9.50)	7.80(6.90)	30	1R4
LVS808040-1R5□-AU	1.5	100kHz,1V	10	10.0(9.00)	7.70(6.80)	30	1R5
LVS808040-2R0□-AU	2	100kHz,1V	11	9.60(8.50)	7.40(6.50)	20,30	2R0
LVS808040-2R2□-AU	2.2	100kHz,1V	12	9.20(8.10)	7.20(6.30)	20,30	2R2
LVS808040-2R5□-AU	2.5	100kHz,1V	13	8.20(7.20)	6.30(5.50)	20,30	2R5
LVS808040-3R3□-AU	3.3	100kHz,1V	15	7.50(6.60)	6.00(5.30)	20,30	3R3
LVS808040-3R9□-AU	3.9	100kHz,1V	18	6.10(5.40)	5.50(4.90)	20,30	3R9
LVS808040-4R7□-AU	4.7	100kHz,1V	18	6.00(5.30)	5.50(4.80)	20,30	4R7
LVS808040-5R6□-AU	5.6	100kHz,1V	23	5.70(5.00)	5.20(4.50)	20,30	5R6
LVS808040-6R8□-AU	6.8	100kHz,1V	25	5.40(4.70)	5.10(4.40)	20,30	6R8
LVS808040-100□-AU	10	100kHz,1V	38	4.30(3.70)	3.80(3.30)	20,30	100
LVS808040-120□-AU	12	100kHz,1V	45	3.80(3.30)	3.50(3.00)	20,30	120
LVS808040-150□-AU	15	100kHz,1V	50	3.60(3.10)	3.20(2.70)	20,30	150
LVS808040-180□-AU	18	100kHz,1V	68	3.10(2.60)	2.70(2.30)	20,30	180
LVS808040-220□-AU	22	100kHz,1V	80	2.80(2.40)	2.60(2.20)	20,30	220
LVS808040-330□-AU	33	100kHz,1V	110	2.30(2.00)	2.00(1.70)	20,30	330
LVS808040-470□-AU	47	100kHz,1V	160	1.90(1.60)	1.75(1.40)	20,30	470
LVS808040-680□-AU	68	100kHz,1V	240	1.70(1.40)	1.45(1.20)	20,30	680
LVS808040-101□-AU	100	100kHz,1V	340	1.40(1.10)	1.10(0.95)	20,30	101
LVS808040-121□-AU	120	100kHz,1V	425	1.10(0.95)	1.00(0.80)	20,30	121
LVS808040-151□-AU	150	100kHz,1V	480	1.00(0.88)	0.90(0.75)	20,30	151
LVS808040-181□-AU	180	100kHz,1V	650	0.98(0.88)	0.70(0.63)	20,30	181
LVS808040-221□-AU	220	100kHz,1V	670	0.94(0.80)	0.60(0.50)	20,30	221
LVS808040-271□-AU	270	100kHz,1V	900	0.83(0.73)	0.55(0.45)	20,30	271
LVS808040-821□-AU	820	100kHz,1V	2800	0.40(0.35)	0.38(0.30)	20,30	821

Note: When ordering, please specify tolerance code. Tolerance: M=±20% / T=±30%

1. Operating temperature range - 40°C ~ 125°C
2. Isat for Inductance drop 30% from its value without current
3. I rms for a 40°C temperature rise from 25°C ambient with current
4. Measure Equipment:
 L: Agilent HP4284A+Agilent HP42841A
 RDC: DIGITAL MILLINHM METER CHROMA 16502, or equivalent
 Isat: Agilent HP4284A
 I rms: Agilent HP4284A

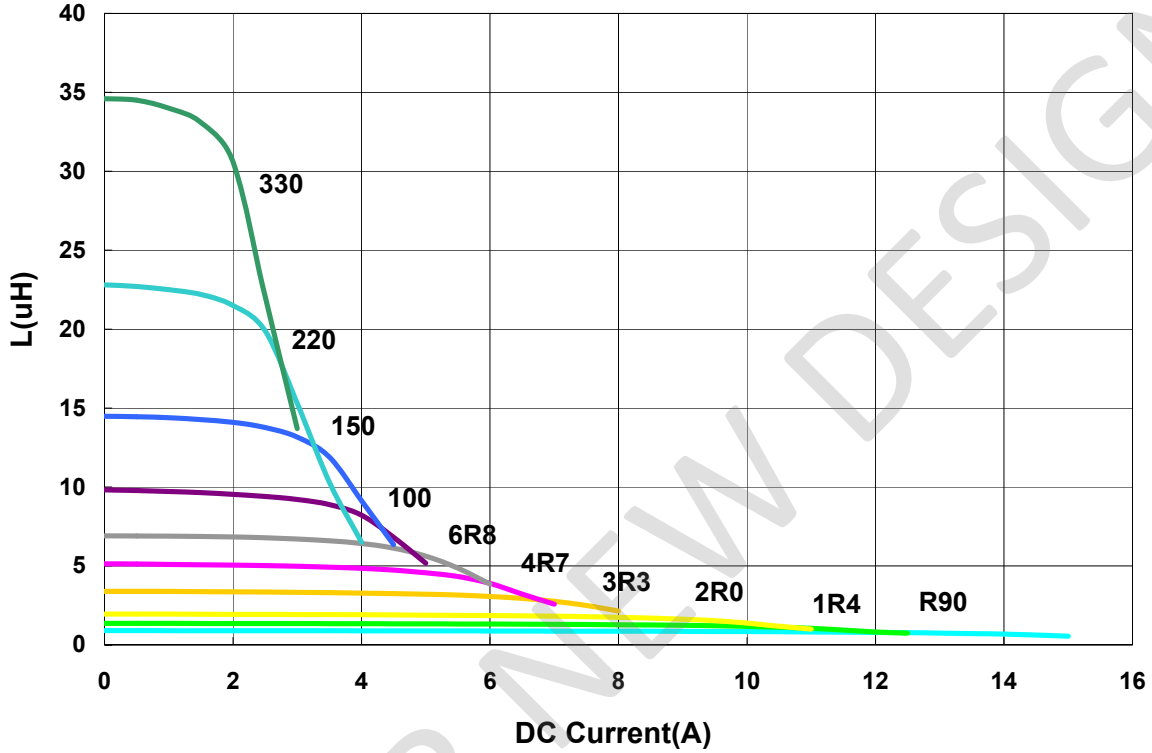
Power Inductor LVS Series

**Automotive
AEC-Q200**

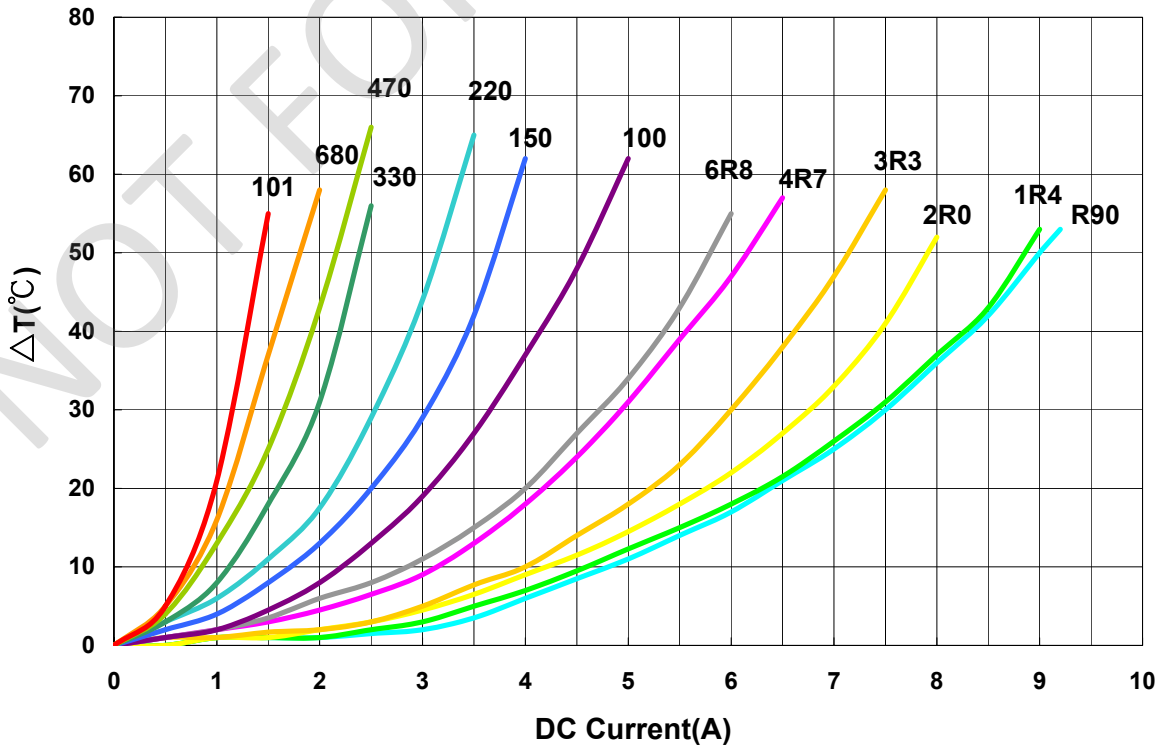
LVS808040 - AU Type

Characteristics Graph

Inductance vs. DC Current



Temperature Change vs. DC Current

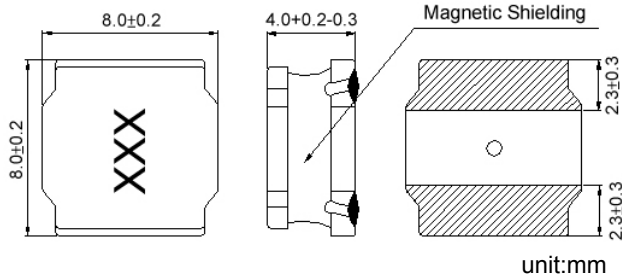


Power Inductor LVS Series

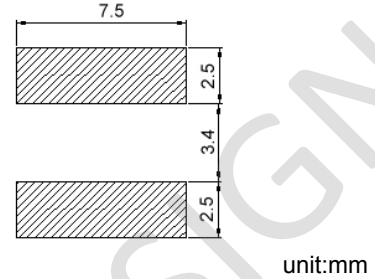
**Automotive
AEC-Q200**

LVS808040L - AU Type

■ Dimensions



■ Recommended Land Pattern



■ Electrical Characteristics

Part No.	Inductance (uH)	Test Freq.	RDC (mΩ)Max.	Isat(A) Typ.(Max)	Irms(A) Typ.(Max)	Tolerance (±%)	Marking
LVS808040L-1R0□-AU	1.0	100kHz,1V	10	9.5(8.40)	8.5(7.50)	30	1R0
LVS808040L-2R2□-AU	2.2	100kHz,1V	12	7.2(6.30)	7.3(6.40)	20,30	2R2
LVS808040L-3R3□-AU	3.3	100kHz,1V	19	5.6(4.99)	6.0(5.30)	20,30	3R3
LVS808040L-4R7□-AU	4.7	100kHz,1V	22	4.4(3.80)	5.0(4.40)	20,30	4R7
LVS808040L-8R2□-AU	8.2	100kHz,1V	37	3.6(3.10)	3.8(3.30)	20,30	8R2
LVS808040L-100□-AU	10	100kHz,1V	42	3.1(2.60)	3.5(3.00)	20,30	100
LVS808040L-150□-AU	15	100kHz,1V	58	2.5(2.10)	3.0(2.60)	20,30	150
LVS808040L-220□-AU	22	100kHz,1V	85	2.0(1.70)	2.5(2.10)	20,30	220

Note: When ordering, please specify tolerance code. Tolerance: M=±20% / T=±30%

- Operating temperature range - 40°C ~ 125°C
- Isat for Inductance drop 30% from its value without current
- Irms for a 40°C temperature rise from 25°C ambient with current
- Measure Equipment:
 L: Agilent HP4284A+Agilent HP42841A
 RDC: DIGITAL MILLINHM METER CHROMA 16502, or equivalent
 Isat: Agilent HP4284A
 Irms: Agilent HP4284A

NOT FOR DESIGN

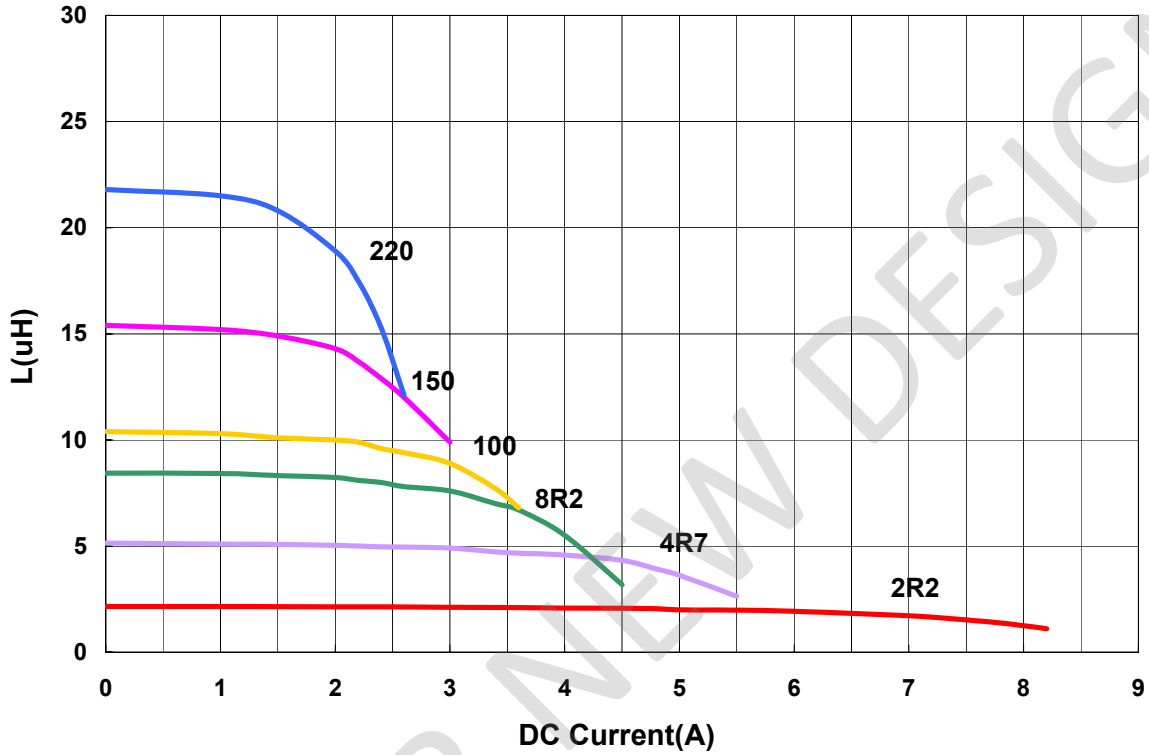
Power Inductor LVS Series

**Automotive
AEC-Q200**

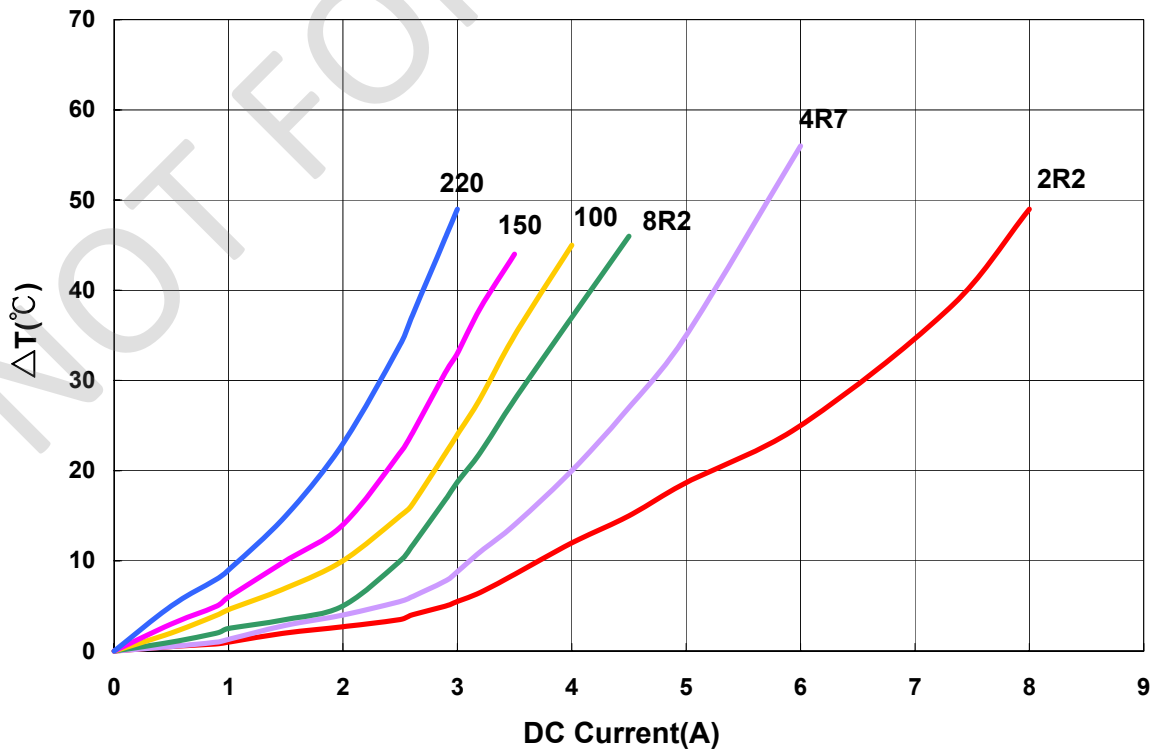
LVS808040L - AU Type

Characteristics Graph

Inductance vs. DC Current



Temperature Change vs. DC Current

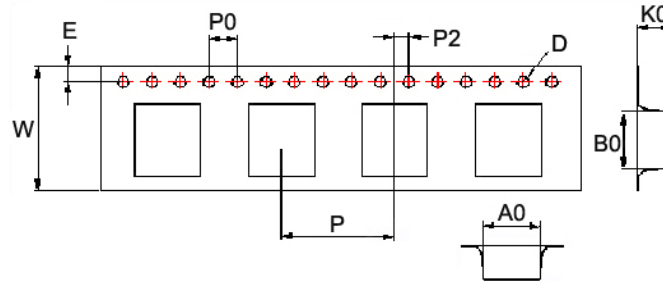


Power Inductor LVS Series

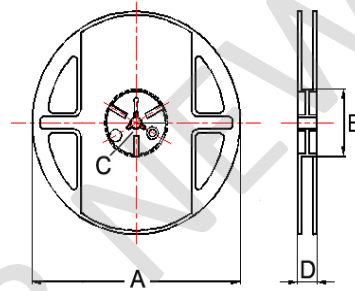
**Automotive
AEC-Q200**

■ Packaging

Tape Dimensions



Reel Dimensions



Dimensions in mm

TYPE	Tape Dimensions										Reel Dimensions				Quantity PCS / Reel
	A0	B0	K0	D	E	F	W	P	P0	P2	A	B	C	D	
LVS404012	4.25	4.25	1.3	1.55	1.75	5.5	12	8.1	4	2	180	60	13	13.2	1000
LVS404018	4.25	4.25	2.10	1.55	1.75	5.5	12	8.1	4	2	178	60	13	13.2	800
LVS505020	5.25	5.25	2.2	1.55	1.75	5.5	12	8.1	4	2	330	100	13	13.4	2000
LVS505040	5.2	5.2	4.2	1.55	1.75	5.5	12	8.1	4	2	330	100	13	13.4	1500
LVS606020	6.25	6.25	2.2	1.55	1.75	7.5	16	12	4	2	330	100	13	16.0	2000
LVS606028	6.25	6.25	3.00	1.55	1.75	7.5	16	12	4	2	330	100	13	16.0	1500
LVS606045	6.25	6.25	4.65	1.55	1.75	7.5	16	12	4	2	330	100	13	16.0	1000
LVS808040	8.25	8.25	4.15	1.55	1.75	7.5	16	12	4	2	330	100	13	16.0	1000