



1.5A SURFACE MOUNT GLASS PASSIVATED BRIDGE RECTIFIER

FEATURES:

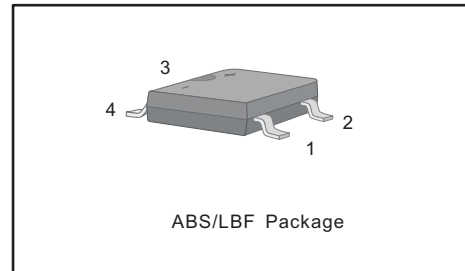
- Glass Passivated Chip Junction
- Reverse Voltage - 600 to 1000 V
- Forward Current - 1.5 A
- Fast reverse recovery time
- Designed for Surface Mount Application

MECHANICAL DATA

- Case: ABS/LBF
- Terminals: Solderable per MIL-STD-750, Method 2026
- Approx. Weight: 88mg / 0.0031oz

PINNING

PIN	DESCRIPTION
1	Input Pin (~)
2	Input Pin (~)
3	Output Anode (+)
4	Output Cathode (-)



Maximum Ratings and Electrical characteristics

Ratings at 25 °C ambient temperature unless otherwise specified.

Single phase half-wave 60 Hz, resistive or inductive load, for capacitive load current derate by 20 %.

Parameter	Symbols	FTB15SJ	FTB15SK	FTB15SM	Units
Maximum Repetitive Peak Reverse Voltage	V_{RRM}	600	800	1000	V
Maximum RMS voltage	V_{RMS}	420	560	700	V
Maximum DC Blocking Voltage	V_{DC}	1000	1000	1000	V
Maximum Average Forward Rectified Current at $T_C = 125\text{ °C}$	$I_{F(AV)}$	1.5			A
Peak Forward Surge Current 8.3 ms Single Half Sine Wave Superimposed on Rated Load	I_{FSM}	50			A
Maximum Instantaneous Forward Voltage at 1.5 A	V_F	1.3			V
Maximum DC Reverse Current at Rated DC Blocking Voltage $T_A = 25\text{ °C}$ $T_A = 125\text{ °C}$	I_R	5 50			μA
Maximum Reverse Recovery Time (Note1)	t_{rr}	160			ns
Typical Junction Capacitance at $V_R=4\text{V}$, $f=1\text{MHz}$	C_j	30			pF
Typical Thermal Resistance (Note2)	$R_{\theta JA}$	65 16			$^{\circ}\text{C/W}$
Operating and Storage Temperature Range	T_j, T_{stg}	-55 ~ +150			$^{\circ}\text{C}$

Note:1. Measured at 1 MHz and applied reverse voltage of 4 V D.C

2. Mounted on glass epoxy PC board with $4 \times 1.5 \times 1.5$ (3.81 \times 3.81 cm) copper pad.



Fig.1 Forward Current Derating Curve

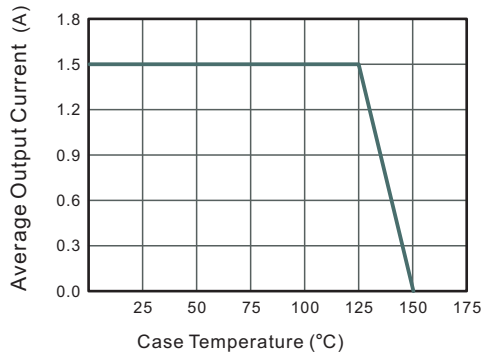


Fig.2 Typical Reverse Characteristics

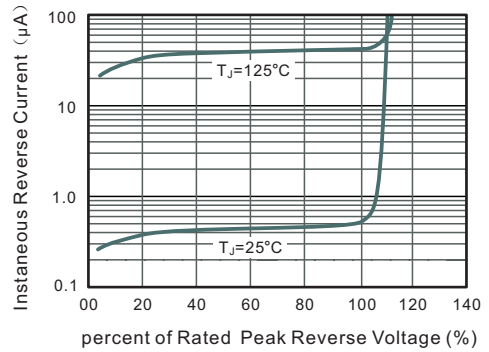


Fig.3 Typical Instantaneous Forward Characteristics

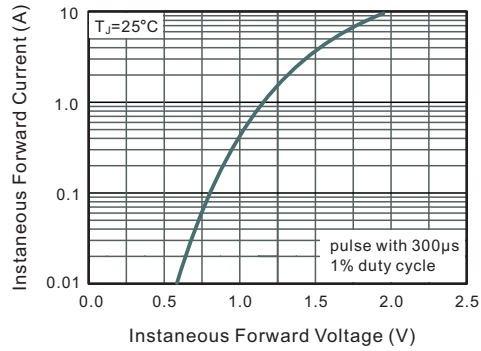


Fig.4 Typical Junction Capacitance

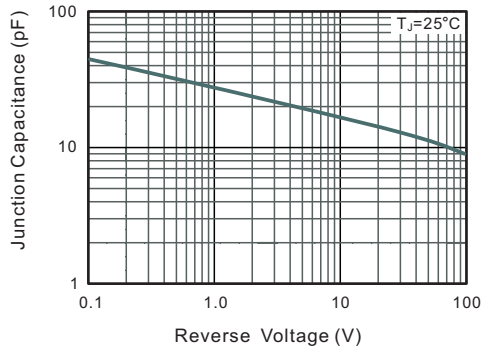
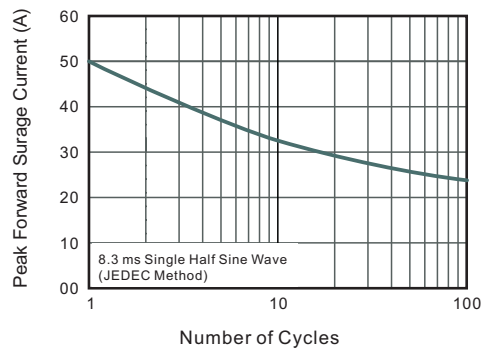


Fig.5 Maximum Non-Repetitive Peak Forward Surge Current

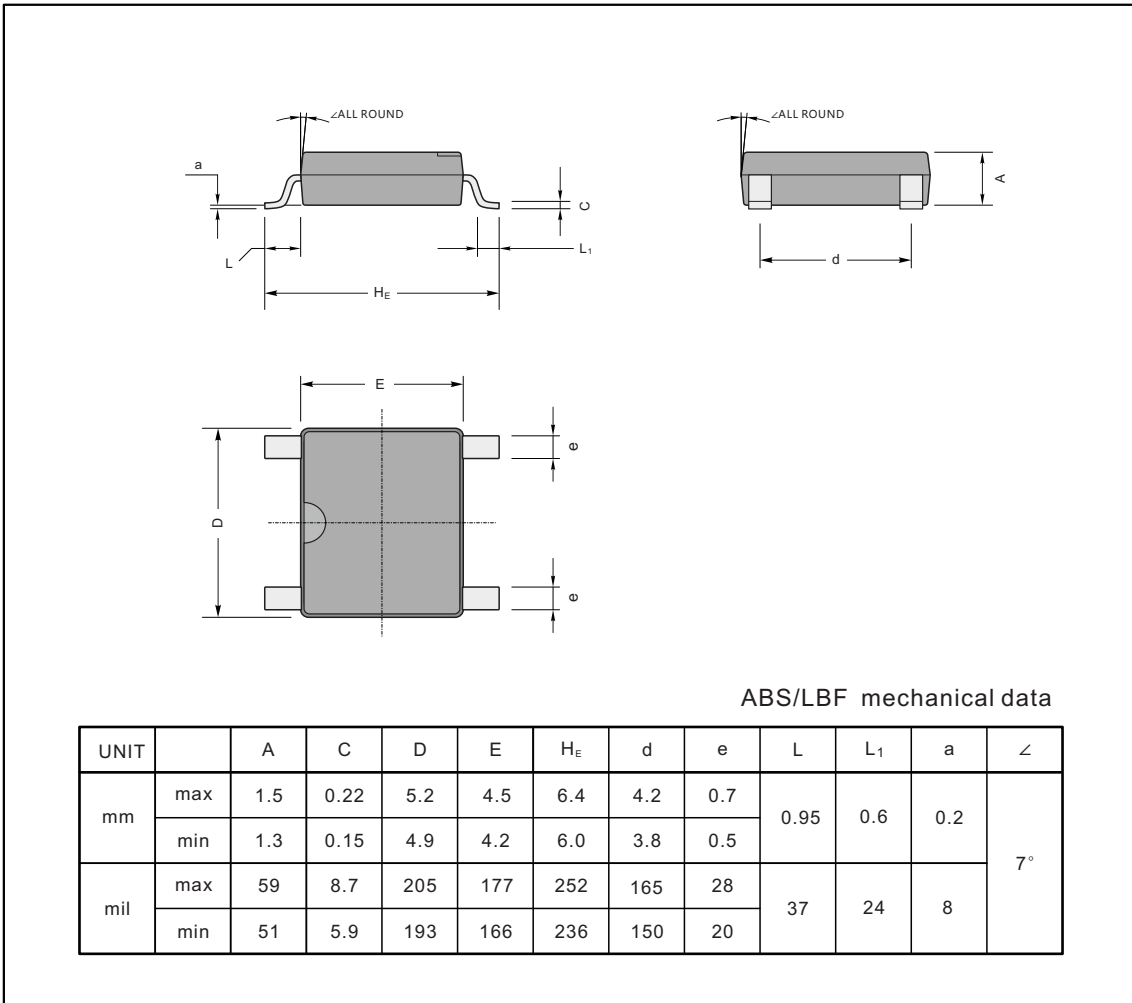




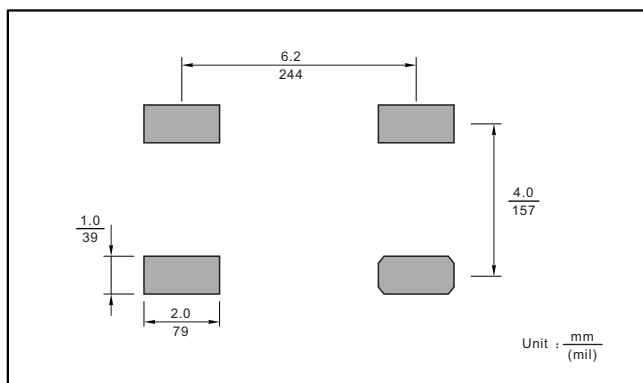
PACKAGE OUTLINE

Plastic surface mounted package; 4 leads

ABS/LBF



The recommended mounting pad size



Marking

Type number	Marking code
FTB15SJ	FT15SJ
FTB15SK	FT15SK
FTB15SM	FT15SM