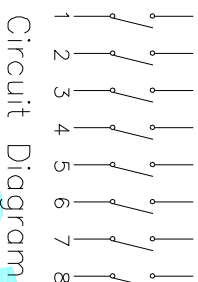
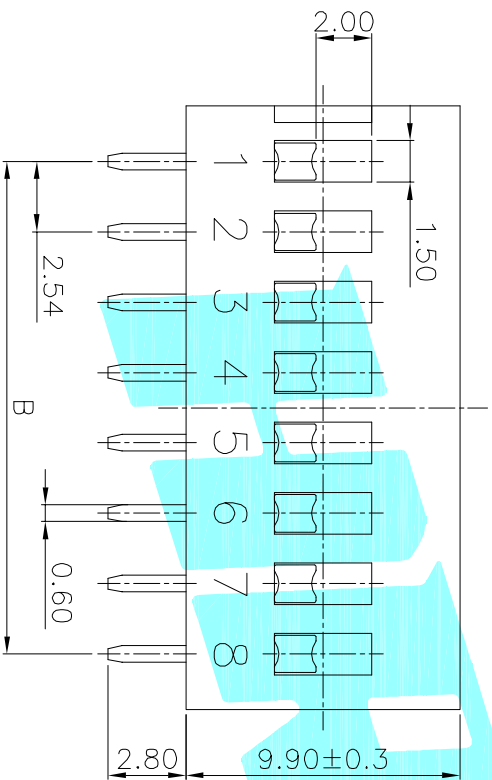
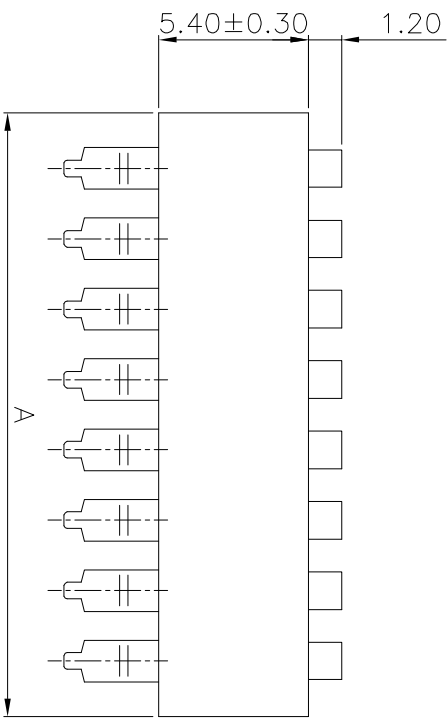
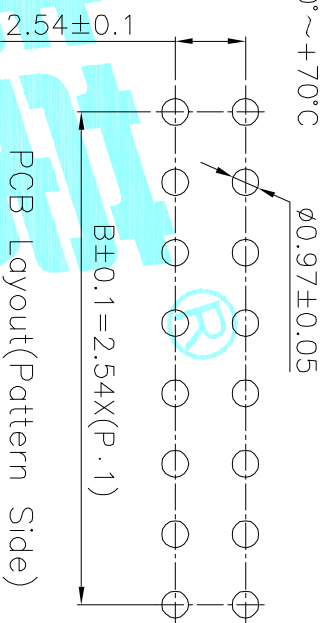


NOTE:

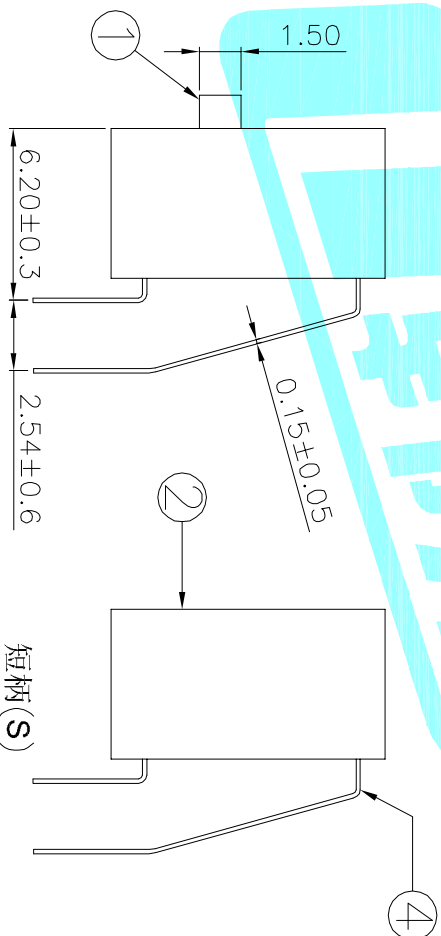
- 1.Rating: 24V 25mA DC
- 2.Insulation Resistance: $\geq 100 \text{ M}\Omega$
- 3.Withstand voltage: AC 500V 1Minute
- 4.Operating Force Range: 400gf Max
- 5.Mechanical Life: 3,000 Cycles
- 6.Operating Temperature range $-20^{\circ}\text{C} \sim +70^{\circ}\text{C}$
- 7.Ambient Humidity used: $\leq 85\% \text{RH}$



Circuit Diagram



PCB Layout (Pattern Side)



凸柄 (P)

短柄 (S)

| Position(位数) | 2P | 3P | 4P | 5P | 6P | 7P | 8P | 9P | 10P | 12P |
|-------------------|---------|---------|---------|---------|---------|---------|---------|---------|---------|---------|
| DIM.A(长度) | 6.54 | 9.08 | 11.62 | 14.16 | 16.70 | 19.24 | 21.78 | 24.32 | 26.86 | 31.94 |
| DIM.B(长度) | 2.54 | 5.08 | 7.62 | 10.16 | 12.70 | 15.24 | 17.78 | 20.32 | 22.86 | 27.94 |
| PART NO. 凸柄(P) | DA-02RP | DA-03RP | DA-04RP | DA-05RP | DA-06RP | DA-07RP | DA-08RP | DA-09RP | DA-10RP | DA-12RP |
| 盖字/红色(R) | DA-02RS | DA-03RS | DA-04RS | DA-05RS | DA-06RS | DA-07RS | DA-08RS | DA-09RS | DA-10RS | DA-12RS |
| PART NO. 短柄(S) | DA-02BP | DA-03BP | DA-04BP | DA-05BP | DA-06BP | DA-07BP | DA-08BP | DA-09BP | DA-10BP | DA-12BP |
| 盖字/蓝色(B) | DA-02BS | DA-03BS | DA-04BS | DA-05BS | DA-06BS | DA-07BS | DA-08BS | DA-09BS | DA-10BS | DA-12BS |

| ITEM | PART NAME | TER'NO. | QTY. | MATERIAL | FINISHING | REMARK |
|------|-----------|---------|------|-----------------|------------|----------|
| ⑤ | Gum Water | --- | --- | Epicote | Black | --- |
| ④ | Terninal | --- | --- | Phosphor bronze | Au Plating | --- |
| ③ | Base | --- | 1 | PBT | Black | --- |
| ② | Cover | --- | 1 | PBT | Red/Blue | UL94 V-0 |
| ① | Keystroke | --- | 1 | PBT | White | --- |

| ECN NO. | REV. | DATE. | DESCRIPTION. | CHANGE. | CHECK. | APPRO. | TOLERANCES ARE | 30~0.15 | 10~0.30 | 5~0.10 | ANGLE | PART NO. | SCALE: | PROJ: | SHEET |
|---------|------|-------|--------------|---------|--------|--------|----------------|---------|---------|--------|---------|----------|--------|--------|-------|
| | A | | NEW | | | | ±0.30 | ±0.20 | ±0.15 | ±2' | DA-□□□□ | 1:1 | PROJ: | 1 OF 1 | |
| | | | | | | | | | | | | | | | |



ELECTRONICS CO.,LTD

DRAWN J.X.Zhong 2013/11/8

CHECKED

APPROVALS

TOLERANCES ARE

30~0.15 10~0.30 5~0.10 ANGLE ±2' PART NO. DA-□□□□ SCALE: 1:1 PROJ: SHEET 1 OF 1