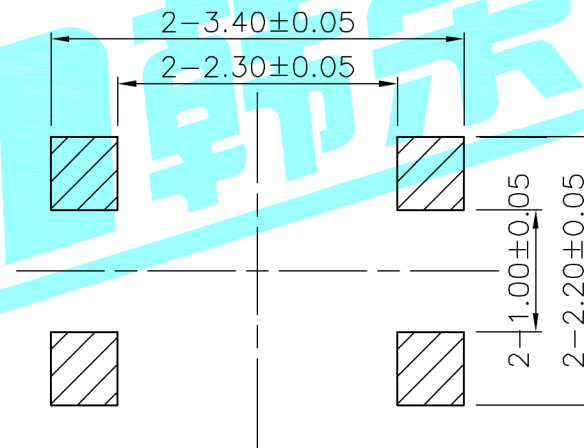
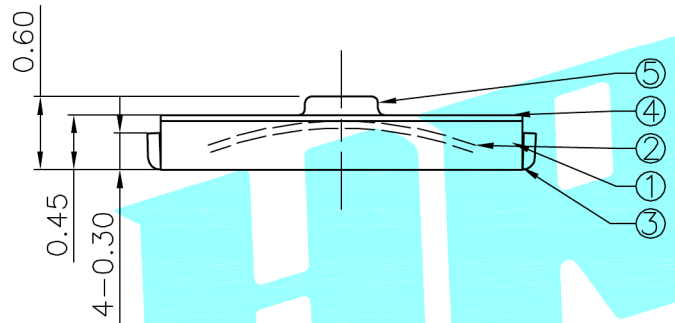


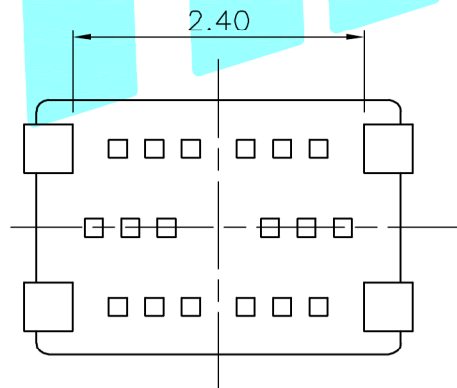
Circuit Diagram

NO.1	
PART NO	vigor
3	180±30
5	350±30



PCB Layout (Pattern Side)

NO.2-NO.3	
PART NO	NOTE
01~99	SERIAL NUMBER



Typical Specifications :
 1. Rating : DC 12V 50mA
 2. Life:500,000 Cycles Min.
 3. Travel:0.15±0.05mm

⑤	Knob	—	1	PET	Black	—
④	Dust cover	—	1	KAPTON FILM	Yellow	—
③	Terminal	—	4	Phosphor Bronze	Plating silver	—
②	Contact	—	2	F.Ag/SUS	Plating silver	—
①	Base	—	1	Nylon	Black	—
ITEM	PART NAME	TER'NO.	QTY.	MATERIAL	FINISHING	REMARK

APPROVALS		DATE	 ELECTRONICS CO.,LTD			
DRAWN	XU QI FENG	2014.11.19				
CHECKED			TITLE:	TACT SWITCHS		
APPROVALS			PART NO.	K2-1837UQ-C11DW-06		
TOLERANCES ARE		30~以下 ±0.30	ANGLE	UNIT: mm	SCALE: 1:1	PROJ:
		10~30 ±0.20				
		5~10 ±0.15	±2'	DRAWING NO.		SHEET 1 OF 1
		~ 5 ±0.10				

ECN NO.	REV.	DATE.	DESCRIPTION.	CHANGE.	CHECK.	APPRO.
	A		NEW			