

# Multilayer Chip Ferrite Bead – GZ-C Series

Operating Temp. : -55°C~ +125°C



## FEATURES

- Internal silver printed layers and magnetic shielded structures to minimize crosstalk
- Can be used in a wide range of frequency (from dozens of MHz to hundreds of MHz) to suppress EMI
- Smaller DC resistance and large rate current than GZ series

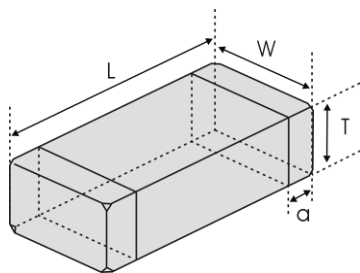
## APPLICATIONS

- Noise suppression for low speed signal of electric equipments such as computers and peripheral devices, DVD cameras, LCD TVs, communication equipments, OA equipments, etc.

## PRODUCT IDENTIFICATION

<u>GZ</u> ①	<u>1005</u> ②	<u>D</u> ③	<u>121</u> ④	<u>C</u> ⑤	<u>T</u> ⑥	<u>F</u> ⑦																																						
①	②	③	④	⑤	⑥	⑦																																						
<table border="1"> <tr><th colspan="2">Type</th></tr> <tr><td>GZ</td><td>Chip Ferrite Bead for General Use</td></tr> </table>	Type		GZ	Chip Ferrite Bead for General Use	<table border="1"> <tr><th colspan="2">External Dimensions (L×W) (mm)</th></tr> <tr><td>0603 [0201]</td><td>0.6×0.3</td></tr> <tr><td>1005 [0402]</td><td>1.0×0.5</td></tr> <tr><td>1608 [0603]</td><td>1.6×0.8</td></tr> </table>	External Dimensions (L×W) (mm)		0603 [0201]	0.6×0.3	1005 [0402]	1.0×0.5	1608 [0603]	1.6×0.8	<table border="1"> <tr><th colspan="2">Material Code</th></tr> <tr><td colspan="2">D, E, U</td></tr> </table>	Material Code		D, E, U		<table border="1"> <tr><th colspan="2">Nominal Impedance</th></tr> <tr><th>Example</th><th>Nominal Value</th></tr> <tr><td>400</td><td>40Ω</td></tr> <tr><td>121</td><td>120Ω</td></tr> <tr><td>102</td><td>1000Ω</td></tr> </table>	Nominal Impedance		Example	Nominal Value	400	40Ω	121	120Ω	102	1000Ω	<table border="1"> <tr><th colspan="2">Feature Code</th></tr> <tr><td colspan="2">C</td></tr> </table>	Feature Code		C		<table border="1"> <tr><th colspan="2">Hazardous Substance Free Products</th></tr> <tr><td colspan="2">F</td></tr> </table>	Hazardous Substance Free Products		F		<table border="1"> <tr><th colspan="2">Packing</th></tr> <tr><td>T</td><td>Tape &amp; Reel</td></tr> </table>	Packing		T	Tape & Reel
Type																																												
GZ	Chip Ferrite Bead for General Use																																											
External Dimensions (L×W) (mm)																																												
0603 [0201]	0.6×0.3																																											
1005 [0402]	1.0×0.5																																											
1608 [0603]	1.6×0.8																																											
Material Code																																												
D, E, U																																												
Nominal Impedance																																												
Example	Nominal Value																																											
400	40Ω																																											
121	120Ω																																											
102	1000Ω																																											
Feature Code																																												
C																																												
Hazardous Substance Free Products																																												
F																																												
Packing																																												
T	Tape & Reel																																											

## SHAPE AND DIMENSIONS



Unit: mm [inch]

Type	L	W	T	a
GZ0603 [0201]	0.6±0.05 [.024±.002]	0.3±0.05 [.012±.002]	0.3±0.05 [.012±.002]	0.15±0.05 [.006±.002]
GZ1005 [0402]	1.0±0.15 [.039±.006]	0.5±0.15 [.020±.006]	0.5±0.15 [.020±.006]	0.25±0.1 [.010±.004]
GZ1608 [0603]	1.6±0.15 [.063±.006]	0.8±0.15 [.031±.006]	0.8±0.15 [.031±.006]	0.3±0.2 [.012±.008]

## SPECIFICATIONS

### GZ0603-C TYPE

Part Number	Impedance	Z Test Frequency	Max. DC Resistance	Max. Rated Current	Thickness
Units	$\Omega$	MHz	$\Omega$	mA	mm [inch]
Symbol	Z	Freq.	DCR	I <sub>r</sub>	T
GZ0603D600CTF	60±25%	100	0.3	200	0.3±0.05 [.012±.002]
GZ0603D800CTF	80±25%	100	0.4	200	
GZ0603D121CTF	120±25%	100	0.5	200	
GZ0603D241CTF	240±25%	100	0.8	200	
GZ0603D601CTF	600±25%	100	1.5	200	
GZ0603D102CTF	1000±25%	100	2.0	100	

### GZ1005-C TYPE

Part Number	Impedance	Z Test Frequency	Max. DC Resistance	Max. Rated Current	Thickness
Units	$\Omega$	MHz	$\Omega$	mA	mm [inch]
Symbol	Z	Freq.	DCR	I <sub>r</sub>	T
GZ1005D400CTF	40±25%	100	0.12	550	0.5±0.15 [.020±.006]
GZ1005D800CTF	80±25%	100	0.16	450	
GZ1005D121CTF	120±25%	100	0.18	400	
GZ1005D241CTF	240±25%	100	0.30	300	
GZ1005D301CTF	300±25%	100	0.38	250	
GZ1005D421CTF	420±25%	100	0.45	250	
GZ1005D471CTF	470±25%	100	0.45	250	
GZ1005D501CTF	500±25%	100	0.50	250	
GZ1005D601CTF	600±25%	100	0.50	250	
GZ1005D751CTF	750±25%	100	0.65	150	
GZ1005D102CTF	1000±25%	100	0.70	150	
GZ1005D152CTF	1500±25%	100	1.15	100	
GZ1005E800CTF	80±25%	100	0.2	500	
GZ1005E121CTF	120±25%	100	0.25	500	
GZ1005E241CTF	240±25%	100	0.40	400	
GZ1005E601CTF	600±25%	100	0.60	300	
GZ1005U100CTF	0~15	100	0.03	1000	
GZ1005U300CTF	30±25%	100	0.06	700	
GZ1005U700CTF	70±25%	100	0.10	700	
GZ1005U121CTF	120±25%	100	0.20	500	
GZ1005U221CTF	220±25%	100	0.30	400	
GZ1005U301CTF	300±25%	100	0.50	300	
GZ1005U421CTF	420±25%	100	0.52	300	
GZ1005U601CTF	600±25%	100	0.55	300	
GZ1005U102CTF	1000±25%	100	0.58	300	

### GZ1608-C TYPE

Part Number	Impedance	Z Test Frequency	Max. DC Resistance	Max. Rated Current	Thickness
Units	$\Omega$	MHz	$\Omega$	mA	mm [inch]
Symbol	Z	Freq.	DCR	I <sub>r</sub>	T
GZ1608D121CTF	120±25%	100	0.20	500	0.8±0.15 [.031±.006]
GZ1608D241CTF	240±25%	100	0.30	500	
GZ1608D301CTF	300±25%	100	0.35	500	



Specifications subject to change without notice. Please check our website for latest information. Revised 2017/04/15

Sunlord Industrial Park, Dafuyuan Industrial Zone, Guanlan, Shenzhen, China 518110 Tel: 0086-755-29832660 Fax: 0086-755-82269029 E-Mail: sunlord@sunlordinc.com

# SPECIFICATIONS

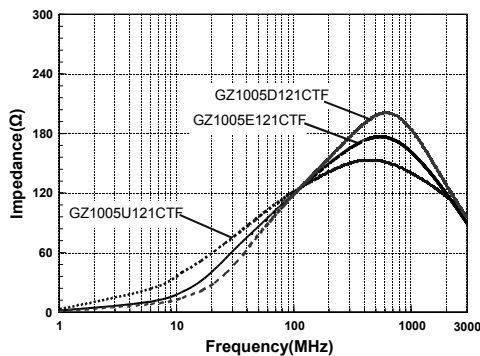
## GZ1608-C TYPE

Part Number	Impedance	Z Test Frequency	Max. DC Resistance	Max. Rated Current	Thickness
Units	$\Omega$	MHz	$\Omega$	mA	mm [inch]
Symbol	Z	Freq.	DCR	I <sub>r</sub>	T
GZ1608D471CTF	470±25%	100	0.40	500	0.8±0.15 [.031±.006]
GZ1608D601CTF	600±25%	100	0.40	500	
GZ1608D102CTF	1000±25%	100	0.50	400	
GZ1608D152CTF	1500±25%	100	0.60	300	
GZ1608E121CTF	120±25%	100	0.20	500	
GZ1608E102CTF	1000±25%	100	0.50	400	
GZ1608U600CTF	60±25%	100	0.10	800	
GZ1608U800CTF	80±25%	100	0.10	600	
GZ1608U121CTF	120±25%	100	0.18	500	
GZ1608U151CTF	150±25%	100	0.25	500	
GZ1608U221CTF	220±25%	100	0.25	500	
GZ1608U301CTF	300±25%	100	0.25	500	
GZ1608U471CTF	470±25%	100	0.35	500	
GZ1608U601CTF	600±25%	100	0.38	500	
GZ1608U102CTF	1000±25%	100	0.50	400	

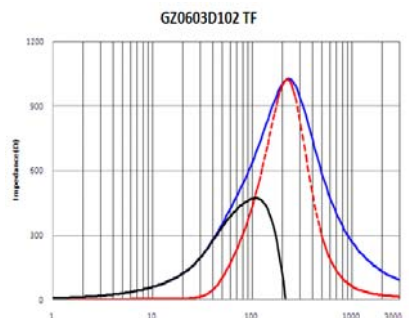
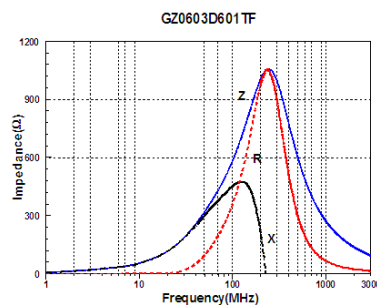
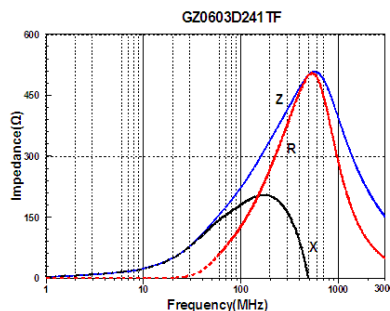
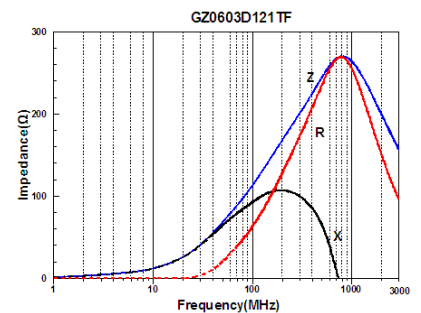
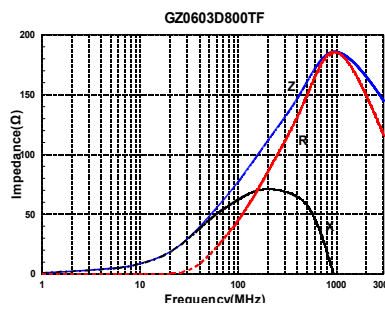
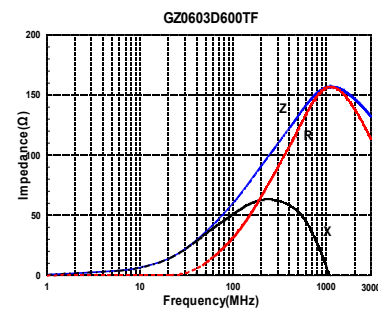
※: Products with other electrical characteristics can be provided upon customer's request. Please contact your local sales.

## TYPICAL ELECTRICAL CHARACTERISTICS

### D, E, U Material Comparison



### GZ0603-C TYPE



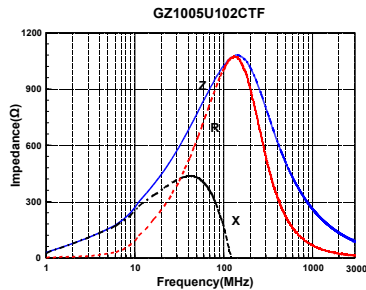
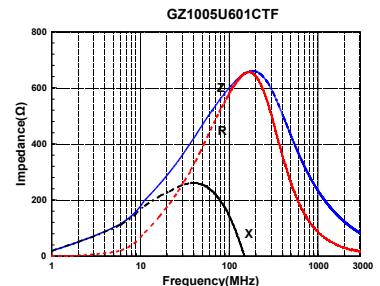
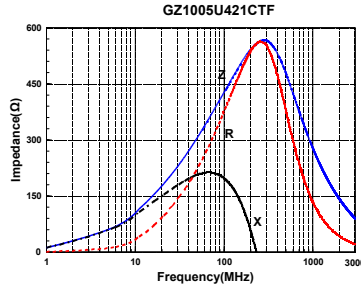
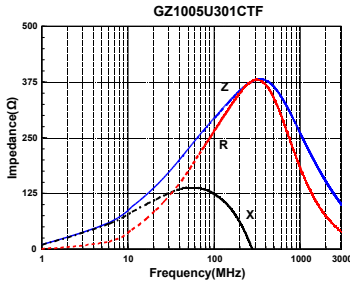
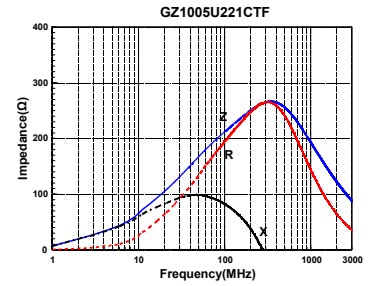
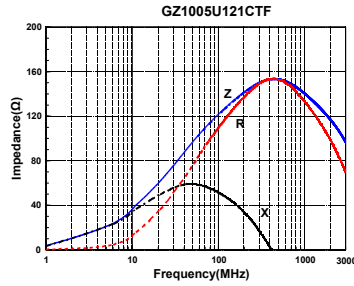
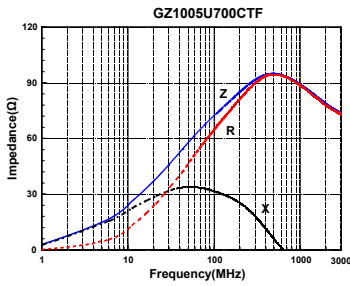
Specifications subject to change without notice. Please check our website for latest information. Revised 2017/04/15

Sunlord Industrial Park, Dafuyuan Industrial Zone, Guanlan, Shenzhen, China 518110 Tel: 0086-755-29832660 Fax: 0086-755-82269029 E-Mail: sunlord@sunlordinc.com

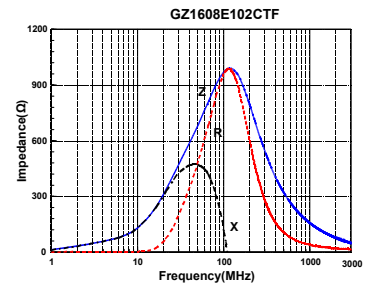
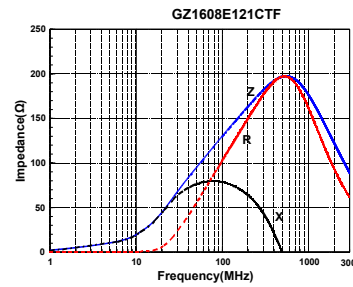
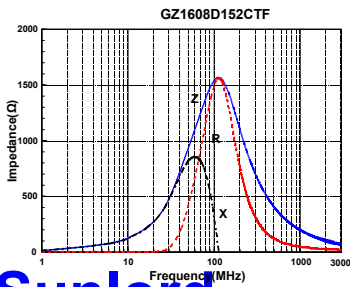
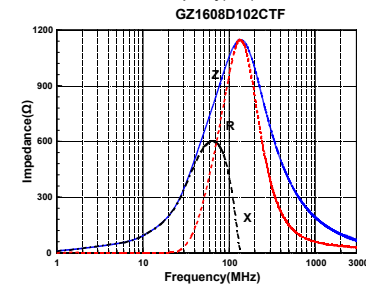
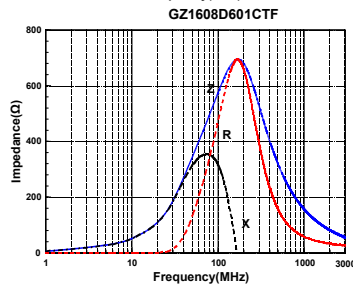
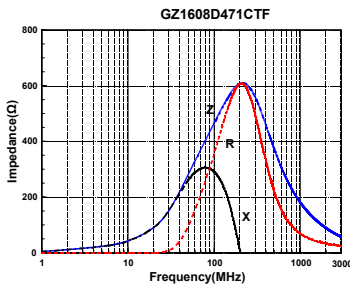
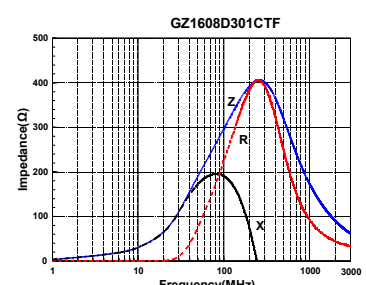
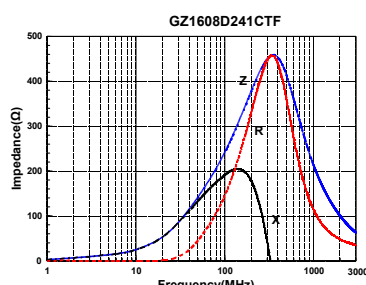
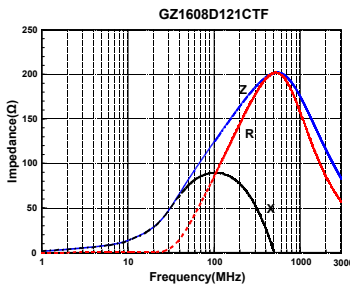


# DETAIL ELECTRICAL CHARACTERISTICS

## GZ1005-C TYPE



## GZ1608-C TYPE



Specifications subject to change without notice. Please check our website for latest information. Revised 2017/04/15

# DETAIL ELECTRICAL CHARACTERISTICS

## GZ1608-C TYPE

