



Product Specification

产 品 规 格 书

Product Name : High Inrush Current Surface Mount Chip Fuse

AEM Part Number : F0603HI5000V032T

Customer : 深圳市裕富照明有限公司

Revision: 5

Date: 2013-12-10

AEM Components (Suzhou) Co., Ltd

138 West Shenhu Road, Suzhou Industrial Park

Jiangsu, P.R China, 215122

TEL: 86-512-6258-0028

FAX: 86-512-6258-0018

www.aemchina.com

*.The specification are the property of AEM Components Co.Ltd and shall not be copied or used as commercial purposes without permission.

*.此规格书归AEM科技（苏州）有限公司所有，未经许可，不得复制及用于其它商业用途

Prepared by	Checked by	Approved by	Accepted by customer
Lingling Li	Dongming Tan	Dongming Tan	深圳市裕富照明有限公司
Signature			

CUSTOMER: 深圳市裕富照明有限公司

High Inrush Current Surface Mount Chip Fuse

耐浪涌片式熔断器

AEM Part Number: F0603HI5000V032T

1 Operating Temperature Range

-55°C ~ +125°C (with de-rating)

2 Ratings

AEM Part Number	Current Rating (A)	Voltage Rating (VDC)	Nominal Cold DCR (Ω) ¹	DCR Min (Ω)	DCR Max (Ω)	Nominal I^2t (A^2s) ²
F0603HI5000V032T	5.0	32	0.013	0.009	0.017	3.25

1. Measured at $\leq 10\%$ of rated current and 25°C ambient.

2. Melting I^2t at 1000% current rating

3 Clear-Time Characteristics:

% of current rating	Clear-time at 25 °C	
100%	4 hours (min)	
200%	1 second (min)	60 seconds (max)
1000%	0.0002 seconds (min)	0.02 seconds (max)

4 Interrupting Rating:

50A at rated voltage

5 Marking(Optional):

Without marking

6 Agency Approval:

Recognized Under the Components Program of Underwriters Laboratories.

File Number: E232989

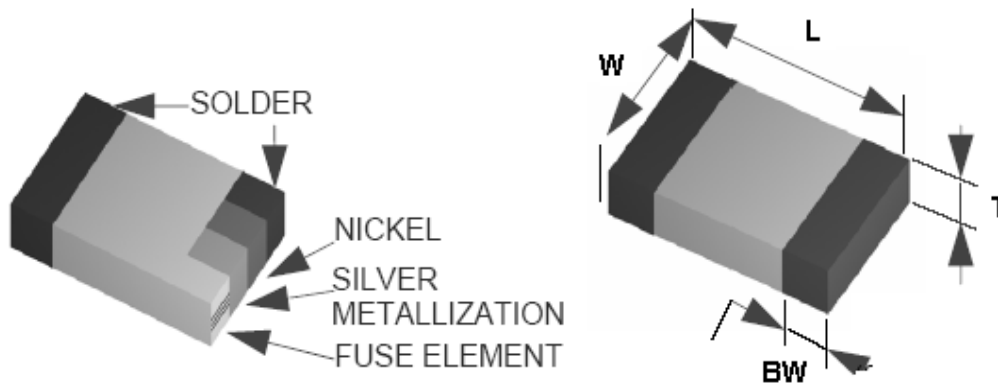
CUSTOMER: 深圳市裕富照明有限公司

High Inrush Current Surface Mount Chip Fuse

耐浪涌片式熔断器

AEM Part Number: F0603HI5000V032T

7 Shape and Dimensions: Inch (mm)



Size	L	W	T	BW
0603 (1608)	0.063±0.006 (1.60±0.15)	0.031±0.006 (0.80±0.15)	0.031±0.006 (0.80±0.15)	0.014±0.006 (0.36±0.15)

8 Product Identification

F 0603 HI 5000 V032 I
 (1) (2) (3) (4) (5) (6)

(1) Series code: F - Chip Fuse

(2) Dimension code: L x W (inch)

The first two digits - L (length)

The last two digits - W (width)

(3) Characteristic code: HI - High Inrush

(4) Current rating code: 5000 - 5000 mA

(5) Voltage rating code: V032 - 32 VDC

(6) Package code:

T - Tape & Reel

B - Bulk

CUSTOMER: 深圳市裕富照明有限公司

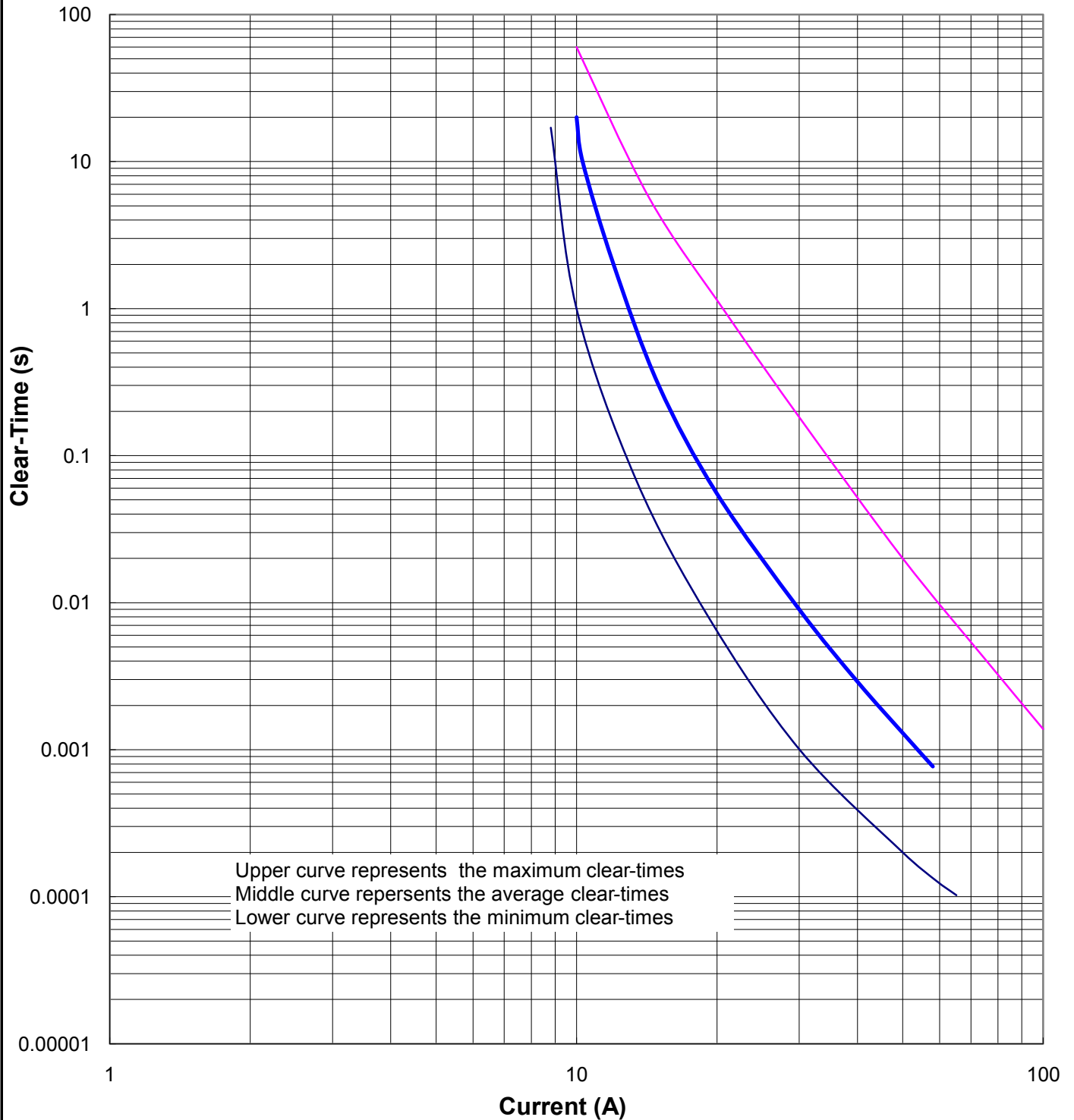
High Inrush Current Surface Mount Chip Fuse

耐浪涌片式熔断器

AEM Part Number: F0603HI5000V032T

9 Clear Time Curves:

F0603HI5000V032T



CUSTOMER: 深圳市裕富照明有限公司

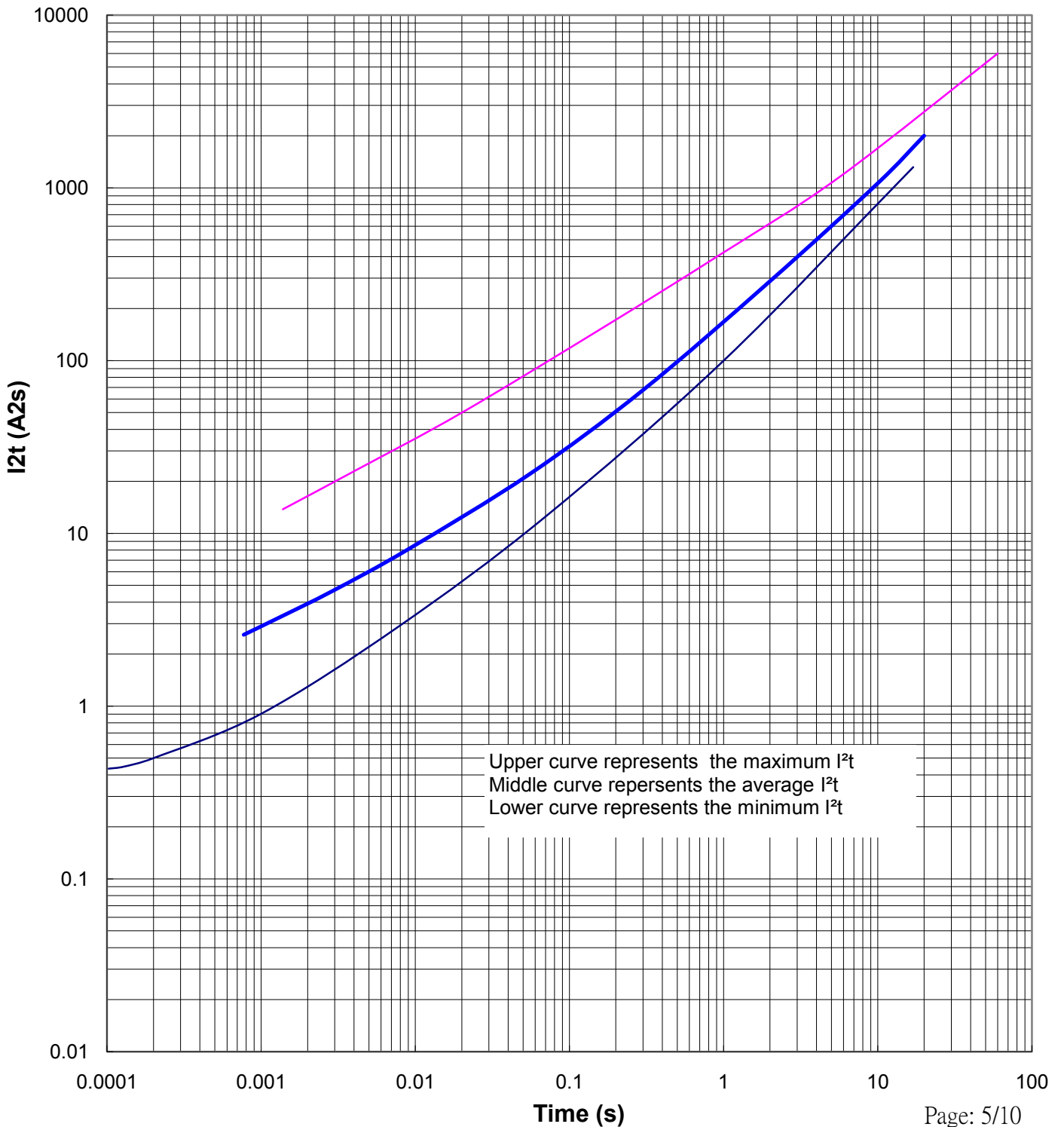
High Inrush Current Surface Mount Chip Fuse

耐浪涌片式熔断器

AEM Part Number: F0603HI5000V032T

10 I²t vs t Curves:

F0603HI5000V032T



CUSTOMER: 深圳市裕富照明有限公司

High Inrush Current Surface Mount Chip Fuse

耐浪涌片式熔断器

AEM Part Number: F0603HI5000V032T

11 Features

- 11.1 High inrush current withstanding capability
- 11.2 Multilayer monolithic structure with glass ceramic body and silver fusing element
- 11.3 Silver termination with nickel and solder plating (lead free), providing excellent solderability
- 11.4 Compatible with both wave and reflow soldering processes

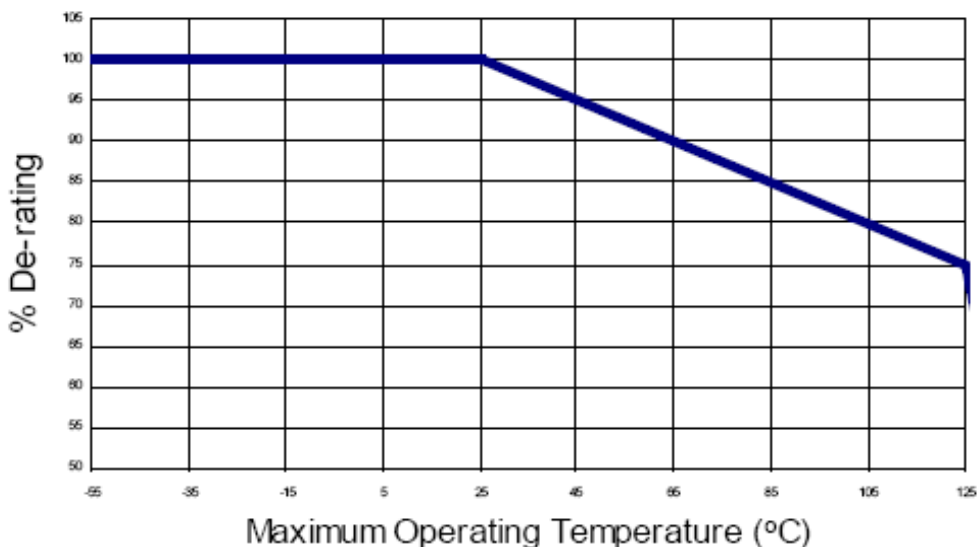
12 Typical Applications

- 12.1 Consumer Electronics, e.g. CD-/LD-Disc drives, portable sets (drives)
- 12.2 Communication Technology, e.g. ISDN-line card protection, PCM-cards, mobile phones tuner input, satellite receivers, cards in GSM-base stations
- 12.3 Data-Processing, e.g. disc drives, keyboard/mouse ports, LAN-/PC-cards, modems
- 12.4 Measurement and Control Technology, e.g. communication ports, measurement inputs/probes/sensors, analysis units, PLCs
- 12.5 Medical Technology, e.g. communication ports, measurement in & out probes
- 12.6 Power Supply Technology, e.g. low voltage section of power-supplies/chargers

13 Temperature De-rating Guideline

The ambient temperature affects the current carrying capacity of fuses. When a fuse is operating at a temperature higher than 25°C, the fuse shall be “de-rated” according to the de-rating curve.

Temperature Effect on Current Rating



CUSTOMER: 深圳市裕富照明有限公司

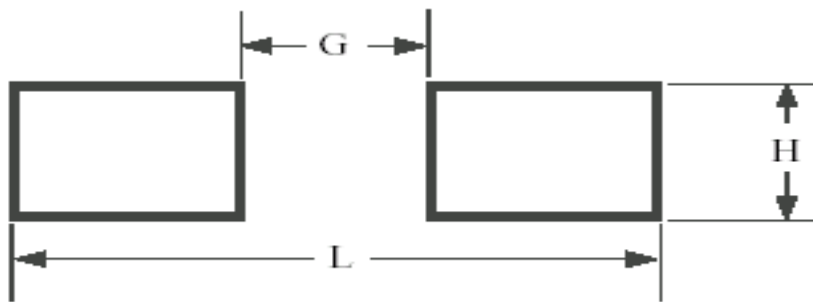
High Inrush Current Surface Mount Chip Fuse

耐浪涌片式熔断器

AEM Part Number: F0603HI5000V032T

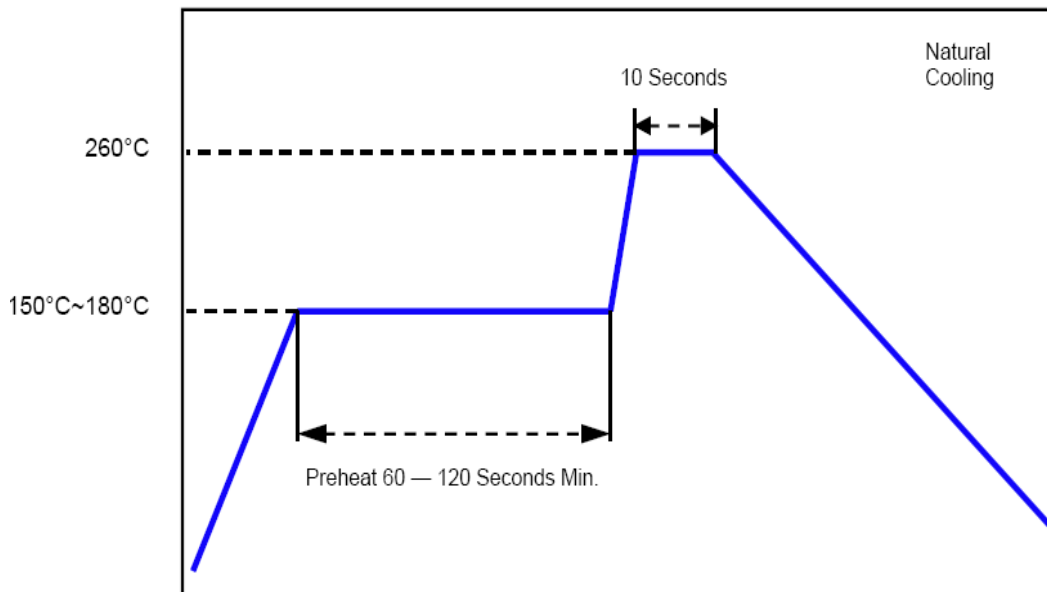
14 Recommended PC Board Land Pattern

Chip Size	L INCH (mm)	G INCH (mm)	H INCH (mm)
0603 (1608)	0.087 (2.20)	0.031 (0.80)	0.039 (1.00)



15 Recommended Temperature Profile for Reflow Soldering

Recommended Temperature Profile
for Lead-free Solder



Recommended conditions for hand soldering:

1. Appropriate temperature (max.) of soldering iron tip/soldering time (max.): 280°C / 10 s or 350°C / 3 s
2. Using hot air rework station with tip that can melt the solder on both terminations at the same time is strongly recommended. Do not directly contact the chip termination with the tip of soldering iron.

CUSTOMER: 深圳市裕富照明有限公司

High Inrush Current Surface Mount Chip Fuse

耐浪涌片式熔断器

AEM Part Number: F0603HI5000V032T

16 Special Measuring Equipment

16.1 Clear Time

Clear time is measured with clear time tester.

16.2 DC Resistance

DC resistance is measured with Keithley 580/Keithley 2010.

16.3 Interrupting Capability

Interrupting capability is measured with short circuit tester.

17 Reliability Tests

Reliability Test	Test Condition and Requirement
Bending	Board: 94x94x1.6 mm, 2 mm bend for 5 seconds, 20% DCR change max.
Solderability	255°C, 5 seconds, 95% coverage min.
Soldering Heat Resistance	260°C, 60 seconds, 10% DCR change max.
Terminal Strength	0603 – 0.5 kg 30 second hanging, no damage
Life	25°C, 2000 hours, 80% rated current, no open circuit, voltage drop change $\leq \pm 10\%$.
Thermal Shock	-65°C to +125°C, 100 cycles, no mechanical damage, 10% DCR change max.
Mechanical Vibration	5 – 3000 Hz, 0.4 inch double amplitude or 30 G peak, 10% DCR change max.
Mechanical Shock	1500 G, 0.5 milliseconds, half-sine shocks 10% DCR change max.
Salt Spray	5% salt solution, 48 hour exposure
Moisture Resistance	10 cycles, 10% DCR change max., no excessive corrosion

CUSTOMER: 深圳市裕富照明有限公司

High Inrush Current Surface Mount Chip Fuse

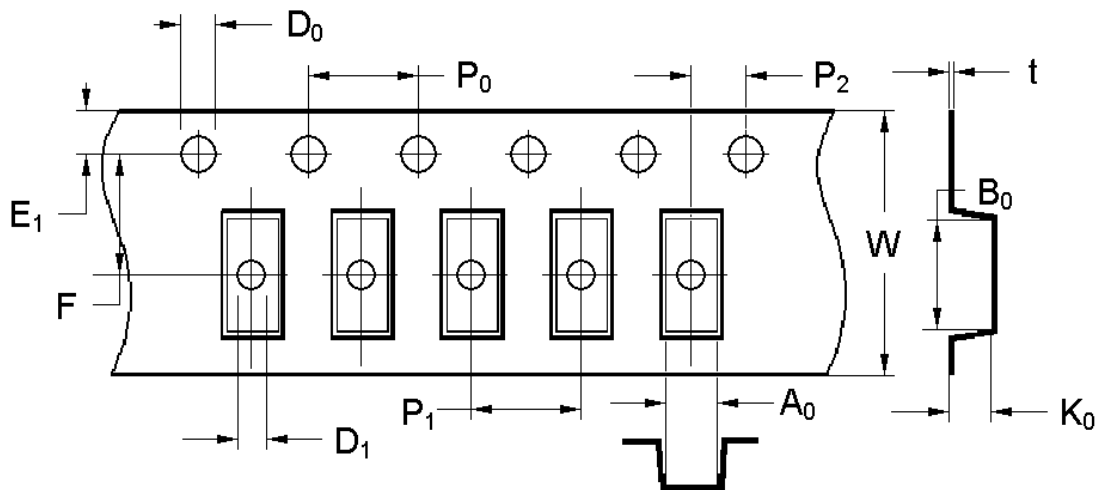
耐浪涌片式熔断器

AEM Part Number: F0603HI5000V032T

18 Packaging

18.1 Surface mount chip fuses are provided on tape-and-reel for use in pick-and-place machines or in bulk for special applications. The reel size is 7 inches.

18.2 Tape Dimensions: Inch (mm)



Size	Ao	Bo	Ko	Type
0603 (1608)	0.039 ± 0.004 (1.00 ± 0.10)	0.071 ± 0.004 (1.80 ± 0.10)	0.037 ± 0.003 (0.95 ± 0.08)	Paper

E1	F	W	P1	P0	P2	D0	D1	t
0.069 ± 0.004 (1.75 ± 0.10)	0.138 ± 0.002 (3.50 ± 0.05)	0.319 ± 0.008 (8.10 ± 0.20)	0.157 ± 0.004 (4.00 ± 0.10)	0.157 ± 0.004 (4.00 ± 0.10)	0.079 ± 0.002 (2.00 ± 0.05)	$0.059 + 0.004/-0.00$ ($1.50 + 0.10/-0.00$)	N/A	0.009 ± 0.001 (0.23 ± 0.02)

CUSTOMER: 深圳市裕富照明有限公司

High Inrush Current Surface Mount Chip Fuse

耐浪涌片式熔断器

AEM Part Number: F0603HI5000V032T

18.3 Quantity Per Reel

Chip Size	Parts on 7 inch (178 mm) Reel
0603 (1608)	4,000

Other sizes and chip quantities can be provided upon customer's request.

19 Storage

- 19.1 The maximum ambient temperature shall not exceed 35°C. Storage temperature higher than 35°C could result in the deformation of packaging materials.
- 19.2 The maximum relative humidity recommended for storage is 75%. High humidity with high temperature could accelerate the oxidation of the solder plating on the termination and reduce the solderability of the components.
- 19.3 The products shall not be stored in areas where harmful gases containing sulfur or chlorine are present.